

Secure Indexes*

Eu-Jin Goh
eujin@cs.stanford.edu

February 23, 2004

Abstract

A secure index is a data structure that allows a querier with a “trapdoor” for a word x to test in $O(1)$ time only if the index contains x ; The index reveals no information about its contents without valid trapdoors, and trapdoors can only be generated with a secret key. Secure indexes are a natural extension of the problem of constructing data structures with privacy guarantees such as those provided by oblivious and history independent data structures. In this paper, we formally define a secure index and formulate a security model for indexes known as semantic security against adaptive chosen keyword attack (IND-CKA). We also develop an efficient IND-CKA secure index construction called Z-IDX using pseudo-random functions and Bloom filters, and show how to use Z-IDX to implement searches on encrypted data. This search scheme is the most efficient encrypted data search scheme currently known; It provides $O(1)$ search time per document, and handles compressed data, variable length words, and boolean and certain regular expression queries. The techniques developed in this paper can also be used to build encrypted searchable audit logs, private database query schemes, accumulated hashing schemes, and secure set membership tests.

1 Introduction

Keyword indexes let us search in constant time for documents containing specified keywords. Unfortunately, standard index constructions such as those using hash tables are unsuitable for indexing encrypted (and presumably sensitive) documents because they leak information about the document contents (and hence break semantic security). Informally, a secure index allows users with a “trapdoor” for a word x to test the index only for x ; The index reveals no information about its contents without valid trapdoors, and trapdoors can only be generated with a secret key. Data structures with such privacy guarantees can be used to safely index the contents of semantically secure ciphertexts. We note that secure indexes do not hide information such as document size that can be obtained by simply examining the encrypted documents.

Secure indexes are a natural extension of the problem of constructing data structures with privacy guarantees such as those provided by oblivious [15] and history independent [18, 8] data structures. In oblivious (history independent) data structures, the shape (memory representation) of the data structure reveals no information about the sequence of operations applied to the data structure other than the final result. History independence is a necessary, but not sufficient, condition for a secure index; A history independent data structure guarantees nothing about the privacy of its contents, which is exactly the property required by secure indexes.

*A early version of this paper first appeared on the Cryptology ePrint Archive on October 7th 2003.

Secure indexes are useful only in multi-user settings where the encrypted documents and their indexes are frequently updated. If indexes are used by only one user or if indexes are never updated, the best solution is for each user to maintain a local index such as a hash table where each bucket contains pointers to documents with a particular search term. Since indexes are stored locally, no security is required. Such local indexes do not work well in multi-user settings because it is difficult to maintain the consistency of local indexes across all users when documents are updated.

It is natural to assume files with indexes are those containing sensitive data that users would conceivably wish to search on. Such files include documents containing text, or source code, or other non-binary data, and others. In these documents, the entire content can be mechanically (and naturally) parsed and tokenized into search terms, which users can search for. We note that in such files, document sizes are proportional to the total number of search terms so that two equally sized documents have roughly the same number of tokens. We assume that documents containing binary data are not indexed; After all, it is unclear what are search terms in a music, movie, or picture file, and for most users, such files are not sensitive enough to be worth encrypting.

Our Contribution. The first contribution of this paper is in defining a secure index and formulating a security model for indexes known as semantic security against adaptive chosen keyword attack (IND-CKA). The IND-CKA model captures the intuitive notion that the contents of a document are not revealed from its index and the indexes of other documents apart from what an adversary already knows from previous query results or other channels. In particular, an IND-CKA secure index is also secure against correlation attacks where information about the contents of an index-document pair, such as similarity to other documents, can be deduced from other index-document pairs. For example, consider a document D containing n words, of which an adversary already knows m words and wants information about the set W of $n - m$ unknown words. Even when the adversary \mathcal{A} has full access to other index-document pairs, and can adaptively obtain trapdoors for any word except those in W , \mathcal{A} still cannot deduce any information about any word in W from D 's index.¹

The second contribution is an efficient IND-CKA secure index construction called Z-IDX using pseudo-random functions and Bloom filters. Previous attempts at building secure indexes using hash tables [21] are incomplete because their indexes cannot securely handle updates. We also show how to use Z-IDX for the application of searching on encrypted data, and as a result, obtain the most efficient scheme currently known for this application. Our search scheme requires only $O(1)$ search time per document, and can (without any modification) handle variable length words, and boolean and certain regular expression queries. Our search scheme, being index-based, is indifferent to the compression and encryption algorithm used on the documents.

Extending the techniques in this paper, Chang and Mitzenmacher [9] later developed two secure index constructions using pre-built dictionaries. Their main contribution is an index blinding

¹Note that our model is concerned with the difficulty of deducing the contents of an index, and not with the difficulty of distinguishing between two documents (using their indexes) with different numbers of keywords; In particular, as discussed earlier, documents that are meaningful for a user to index and search on are non-binary text documents whose entire contents can be mechanically parsed and tokenized. As Chang and Mitzenmacher [9] observe, our model allows for indexes that still leak some information, namely the number of unique tokens. Nevertheless, that leakage is confined to the approximate number of tokens in the document, which can already be obtained from the size of the encrypted document. Although they suggest suspected flaws in the proof, it appears that their disagreement is not with the proof but with the assumptions behind the model. Nevertheless, it is easy to extend Z-IDX to achieve their level of security; Such an extension is described in Section 3.3.

technique, enabling them to prove security in a stronger model where the indexes for two documents with different numbers of keywords cannot be distinguished. The price they pay for extra security using this index blinding technique is twofold — 1) a less efficient scheme: Compared to z-IDX, whose index building algorithm for a document with n words requires $O(n)$ time, their scheme requires $3n + n2^{d+1}$ time per document where 2^d is the size of the dictionary. Note that $2^d \gg n$ for the majority of documents. 2) inability to handle arbitrary updates: Their schemes use pre-built dictionaries where the dictionary size and contents are determined and fixed when the dictionary and indexes are built for a set of documents. Since it is difficult to anticipate all possible words that need to be indexed, it is fair to say that their schemes cannot efficiently handle arbitrary updates. For the same reasons as the hash table index [21], it appears difficult to securely update the dictionary on the server without revealing information about updated documents. We note that this extra security is not required for securing index contents in most conceivable search scenarios; If required, the index blinding technique described in Section 3.3 can be applied to z-IDX to achieve Chang and Mitzenmacher’s stronger security model — the resulting scheme is simpler, computationally more efficient, and can also handle arbitrary updates.

Applications. Secure indexes are best suited for multi-user applications where the indexes are used simultaneously by multiple users where it is necessary to restrict access to the documents and their indexes. Our interest in secure indexes is primarily motivated by the application of searching on encrypted data [21, 7, 9], but secure indexes can also be used for accumulated hashing [5, 19] and testing set membership securely. In fact, the techniques in this paper have already been used to build encrypted and searchable audit logs [22], and similar techniques were recently used to build databases that allow for private queries using a semi-trusted third party [4]. We now describe a few applications in greater detail.

1. **Searching on Encrypted Data.** Increasingly, organizations and users are storing their data on servers outside their direct control. Backups and remote data storage are commonly outsourced to data warehousing companies. Even when data is stored locally, organizations hire system administrators (sysadmins) to run backup and storage servers. In either case, sysadmins typically have full administrator access to storage systems, and can read confidential data. Therefore, sensitive documents should be encrypted before being stored remotely. With files encrypted on a remote server, it is difficult to retrieve files based on their content. For example, consider a user Alice who stores her work documents on a untrusted file system. Suppose Alice wishes to retrieve all documents containing the word “aardvark”. Since the document files are encrypted and the server cannot be trusted with the document keys or their contents, Alice has to download all the document files, decrypt them, and then search the decrypted documents on her local machine; This naive solution is inefficient. The ideal solution is to let the server search the encrypted documents and return only relevant ones, while ensuring that it learns nothing about the keyword or document contents. Section 4 discusses both the use of secure indexes and related work for this search problem.
2. **Encrypted and Searchable Audit Logs.** Waters et al. [22] build private audit logs that allow keyword searches only if the querier possesses trapdoors for those keywords. The symmetric key version of their scheme is based partly on techniques derived from this paper.
3. **Private Queries.** Using similar techniques, Bellovin and Cheswick [4] recently developed a scheme for performing private queries using a semi-trusted third party.

2 IND-CKA Secure Indexes

In this section, we define an IND-CKA secure index scheme.

Notation. Throughout the paper, we use $x, y, z \stackrel{R}{\leftarrow} S$ to denote random variables x, y , and z that are drawn uniformly at random from the set S . We write $x \stackrel{R}{\leftarrow} [1, N]$ to denote a random variable x drawn uniformly at random from the set of integers in $[1, N]$. For a randomized algorithm \mathcal{A} , we use $x \stackrel{R}{\leftarrow} \mathcal{A}()$ to denote the random variable x representing the output of the algorithm. The *symmetric set difference* of two sets A and B is defined as $A \bowtie B \stackrel{\text{def}}{=} (A - B) \cup (B - A)$. We write $|A|$ for a set A to denote the number of elements A . We use $\|$ to denote string concatenation.

Index Scheme. An index scheme consists of the following four algorithms —

Keygen(s): Given a security parameter s , outputs the master private key K_{priv} .

Trapdoor(K_{priv}, w): Given the master key K_{priv} and word w , outputs the trapdoor T_w for w .

BuildIndex(D, K_{priv}): Given a document D and the master key K_{priv} , outputs the index \mathcal{I}_D .

SearchIndex(T_w, \mathcal{I}_D): Given the trapdoor T_w for word w and the index \mathcal{I}_D for document D , outputs 1 if $w \in D$ and 0 otherwise.

Semantic Security Against Adaptive Chosen Keyword Attack (IND-CKA). Intuitively, our security model aims to capture the notion that an adversary \mathcal{A} cannot deduce a document’s contents from the document’s index other than what it already knows from previous query results or from other channels. That is, consider a set D (representing a document) containing n words, m of which are public or have been queried upon and are therefore known to \mathcal{A} ; The adversary’s challenge is to deduce at least one of the $n - m$ words given an index encoding the words in D .

Suppose the challenger \mathcal{C} gives the adversary \mathcal{A} two distinct sets of $n - m$ words together with an index, and \mathcal{C} tells \mathcal{A} that one of these two sets is encoded in the index. Here, \mathcal{A} ’s challenge is to determine which set is encoded in the index. We note that an adversary that wins the previous challenge with non-negligible probability also wins this challenge with the same probability. Therefore, if the problem of distinguishing two distinct sets of $n - m$ words is hard, then the previous problem of deducing at least one of the $n - m$ words must also be hard. It follows that if \mathcal{A} cannot determine which set is encoded in the index with probability non-negligibly different than $1/2$, then the index reveals nothing about its contents. We use this formulation of index indistinguishability (IND) to prove the semantic security of indexes. We note that secure indexes do not hide information such as document size that can be obtained by examining the encrypted documents.

More precisely, let (**Keygen**, **Trapdoor**, **BuildIndex**, **SearchIndex**) be an index scheme. We use the following game between a challenger \mathcal{C} and an attacker \mathcal{A} to define semantic security against an adaptive chosen keyword attack (IND-CKA) —

Setup. The challenger \mathcal{C} creates a set S of q words and gives this to the adversary \mathcal{A} . \mathcal{A} chooses a number of subsets from S .² This collection of subsets is called S^* and is returned to \mathcal{C} . Upon receiving S^* , \mathcal{C} runs **Keygen** to generate the master key K_{priv} , and for each subset in S^* , \mathcal{C} encodes its contents into an index using **BuildIndex**. Finally, \mathcal{C} sends all indexes with their associated subsets to \mathcal{A} .

² S is the set of all the unique words in a collection of documents and each of the subsets represents a document.

Queries. \mathcal{A} is allowed to query \mathcal{C} on a word x and receive the trapdoor T_x for x . With T_x , \mathcal{A} can invoke `SearchIndex` on an index \mathcal{I} to determine if $x \in \mathcal{I}$.

Challenge. After making some `Trapdoor` queries, \mathcal{A} decides on a challenge by picking a subset $V_0 \in S^*$, and generating another subset V_1 from S such that $|V_0| = |V_1| \neq 0$ and $|V_0 \bowtie V_1| \neq 0$. Furthermore, \mathcal{A} must not have queried \mathcal{C} for the trapdoor of any word in $V_0 \bowtie V_1$. Next, \mathcal{A} gives V_0 and V_1 to \mathcal{C} who chooses $b \stackrel{R}{\leftarrow} \{0, 1\}$, invokes `BuildIndex`(V_b, K_{priv}) to obtain the index \mathcal{I}_{V_b} for V_b , and returns \mathcal{I}_{V_b} to \mathcal{A} . The challenge for \mathcal{A} is determine b . After the challenge is issued, \mathcal{A} is not allowed to query \mathcal{C} for the trapdoors of any word $x \in V_0 \bowtie V_1$.

Response. \mathcal{A} eventually outputs a bit b' , representing its guess for b . The advantage of \mathcal{A} in winning this game is defined as $\text{Adv}_{\mathcal{A}} = |\Pr[b = b'] - 1/2|$, where the probability is over \mathcal{A} and \mathcal{C} 's coin tosses.

We say that an adversary \mathcal{A} (t, ϵ, q) -breaks an index if $\text{Adv}_{\mathcal{A}}$ is at least ϵ after \mathcal{A} takes at most t time and makes q trapdoor queries to the challenger. We say that \mathcal{I} is an (t, ϵ, q) -IND-CKA *secure index* if no adversary can (t, ϵ, q) -break it.

3 Constructing IND-CKA Secure Indexes

We first review Bloom filters, pseudo-random functions, and pseudo-random generators.

3.1 Background

Bloom Filters. A Bloom filter [6] represents a set of $S = \{s_1, \dots, s_n\}$ of n elements and is represented by an array of m bits. All array bits are initially set to 0. The filter uses r independent hash functions h_1, \dots, h_r , where $h_i : \{0, 1\}^* \rightarrow [1, m]$ for $i \in [1, r]$. For each element $s \in S$, the array bits at positions $h_1(s), \dots, h_r(s)$ are set to 1. A location can be set to 1 multiple times, but only the first is noted. To determine if an element a belongs to the set S , we check the bits at positions $h_1(a), \dots, h_r(a)$. If all the checked bits are 1's, then a is considered a member of the set. There is, however, some probability of a false positive, in which a appears to be in S but actually is not. False positives occur because each location may have also been set by some element other than a . On the other hand, if any checked bits are 0, then a is definitely not a member of S . Section 5 discusses the false positive rate. We note that Bloom filters are history independent [18, 8].

Pseudo-Random Functions. Intuitively, a pseudo-random function is computationally indistinguishable from a random function — given pairs $(x_1, f(x_1, k)), \dots, (x_m, f(x_m, k))$, an adversary cannot predict $f(x_{m+1}, k)$ for any x_{m+1} . More precisely, we say that a function $f : \{0, 1\}^n \times \{0, 1\}^s \rightarrow \{0, 1\}^m$ is a (t, ϵ, q) -pseudo-random function if

1. $f(x, k) \stackrel{\text{def}}{=} f_k(x)$ can be computed efficiently from input $x \in \{0, 1\}^n$ and key $k \in \{0, 1\}^s$.
2. for any t time oracle algorithm \mathcal{A} that makes at most q adaptive queries,

$$\left| \Pr \left[\mathcal{A}^{f(\cdot, k)} = 0 \mid k \stackrel{R}{\leftarrow} \{0, 1\}^s \right] - \Pr \left[\mathcal{A}^g = 0 \mid g \stackrel{R}{\leftarrow} \{F : \{0, 1\}^n \rightarrow \{0, 1\}^m\} \right] \right| < \epsilon.$$

Pseudo-Random Generators. Intuitively, a pseudo-random generator outputs strings that are computationally indistinguishable from random strings. More precisely, we say that a function $G : \{0, 1\}^n \rightarrow \{0, 1\}^m$ where $m > n$ is a (t, ϵ) -pseudo-random generator if

1. G is efficiently computable by a deterministic algorithm
2. For all t time probabilistic algorithms \mathcal{A} ,

$$\left| \Pr \left[A(G(s)) = 0 \mid s \stackrel{\text{R}}{\leftarrow} \{0, 1\}^n \right] - \Pr \left[A(r) = 0 \mid r \stackrel{\text{R}}{\leftarrow} \{0, 1\}^m \right] \right| < \epsilon.$$

Our secure index construction uses pseudo-random functions as shown in the following lemma —

Lemma 3.1. *If $f : \{0, 1\}^n \times \{0, 1\}^s \rightarrow \{0, 1\}^m$ is a (t, ϵ, q) -pseudo-random function, then*

$$G(k) = f(1, k) \parallel f(2, k) \parallel \dots \parallel f(q, k)$$

where $k \in \{0, 1\}^s$ is a $(t - q, \epsilon)$ -pseudo-random generator.

The proof is straightforward and is omitted. Note that if f is a random function, the derived generator G is unconditionally secure.

3.2 Construction

We use a Bloom filter as a per document index to track words in each document. In our scheme, a word is represented in an index by a codeword derived by applying pseudo-random functions twice — once with the word as input and once with a unique document identifier as input. As we will later see, this non-standard use of pseudo-random functions ensures that the codewords representing a word x are different for each document in the set, thus preventing statistical analysis. Furthermore, the different codewords for a word x can be efficiently reproduced given just a short trapdoor for x . Both efficiently computable codewords and short trapdoors are important for the application of searching on encrypted data. We now describe our index called Z-IDX.

Keygen(s): Given a security parameter s , choose a pseudo-random function $f : \{0, 1\}^n \times \{0, 1\}^s \rightarrow \{0, 1\}^s$ and the master key $K_{\text{priv}} = (k_1, \dots, k_r) \stackrel{\text{R}}{\leftarrow} \{0, 1\}^{sr}$.

Trapdoor(K_{priv}, w): Given the master key $K_{\text{priv}} = (k_1, \dots, k_r) \in \{0, 1\}^{sr}$ and word w , output the trapdoor for word w as $T_w = (f(1 \parallel w, k_1), \dots, f(1 \parallel w, k_r)) \in \{0, 1\}^{sr}$.

BuildIndex(D, K_{priv}): The input is the document D comprising of an unique identifier (name) $D_{\text{id}} \in \{0, 1\}^n$ together with a list of words $(w_0, \dots, w_t) \in \{0, 1\}^{nt}$ and the master key $K_{\text{priv}} = (k_1, \dots, k_r) \in \{0, 1\}^{sr}$. For each word w_i for $i \in [0, t]$, do the following —

1. Let z_i be the order of occurrence of w_i relative to previous occurrences of w_i in D . That is, if $w_i = \text{'foo'}$ is the second time word ‘foo’ occurs in D , then $z_i = 2$.
2. Compute a modified trapdoor: $(x_1 = f(z_i \parallel w_i, k_1), \dots, x_r = f(z_i \parallel w_i, k_r)) \in \{0, 1\}^{sr}$,
3. Compute the codeword for w_i in D_{id} : $(y_1 = f(D_{\text{id}}, x_1), \dots, y_r = f(D_{\text{id}}, x_r)) \in \{0, 1\}^{sr}$,
4. Insert the codeword y_1, \dots, y_r into document D_{id} ’s Bloom filter BF.

Finally output $\mathcal{I}_{D_{\text{id}}} = (D_{\text{id}}, \text{BF})$ as the index for D_{id} .

SearchIndex(T_w, \mathcal{I}_D): The input is the trapdoor $T_w = (x_1, \dots, x_r) \in \{0, 1\}^{sr}$ for word w and the index $\mathcal{I}_{D_{\text{id}}} = (D_{\text{id}}, \text{BF})$ for document D_{id} .

1. Compute the codeword for w in D_{id} : $(y_1 = f(D_{\text{id}}, x_1), \dots, y_r = f(D_{\text{id}}, x_r)) \in \{0, 1\}^{sr}$.
2. Test if BF contains 1’s in all r locations denoted by y_1, \dots, y_r .
3. If so, output 1; Otherwise, output 0.

Note 1. The obvious idea is to insert the trapdoors $T_x = f(x, k_1), \dots, f(x, k_r)$ directly into the Bloom filter index instead of our method of applying the pseudo-random function a second time on the identifier with the trapdoor as the key. If trapdoors are inserted directly into document Bloom filters, Bloom filters are vulnerable to correlation attacks where an attacker can deduce if two documents contain a similar set of unique words by comparing Bloom filters indexes for overlaps, or lack thereof, of 1’s in the Bloom filter. A similar attack on document updates can be mounted by tracking document Bloom filter changes between updates. Nevertheless, such correlation attacks are prevented by using pseudo-random functions such that codewords are the output of a pseudo-random generator (by Lemma 3.1) across all indexes.

Using the occurrence order of words when inserting them into the index prevents differentiating two documents with an equal number of words but different numbers of unique words. If two equal length documents in the document set always contains the same number of unique words, then this technique can be safely removed.

Finally, we note that the IND-CKA model captures such correlation attacks.

Note 2. We delay the discussion of choosing suitable Bloom filter parameters until Section 5. In practice, we use the keyed hash function HMAC-SHA1 : $\{0, 1\}^* \times \{0, 1\}^{160} \rightarrow \{0, 1\}^{160}$ [1] as the pseudo-random function f , which allows z-IDX to handle arbitrary length words. Alternatively, we can use provably secure number theoretic pseudo-random functions [17], but these are much slower.

Cost of Algorithms. Since a 866 MHz Pentium 3 machine can compute roughly 150,000 HMAC-SHA1 evaluations per second on 16 byte inputs, it is reasonable to assume that computing a pseudo-random function is a constant time operation. We also assume that testing/inserting entries into a Bloom filter are constant time operations. As a result, the `Trapdoor` algorithm takes $O(1)$ time and produces trapdoors that are rs bits long; The `BuildIndex` algorithm on a document takes time linear in the number of words in the document; The `SearchIndex` algorithm takes $O(1)$ time.

Properties. The z-IDX scheme possesses several useful properties —

1. Boolean and Limited Regular Expression Queries: These queries can be performed efficiently on z-IDX indexes; The algorithms for performing these queries are described in Section 4.1.
2. Occurrence Search: z-IDX can be easily modified handle queries such as “does ‘foo’ occur at least twice in the index”. To perform such a search for a word w , `Trapdoor` is modified to take in the order of occurrence of w as additional input, which it uses to create the trapdoor (instead of using 1 in the basic algorithm).
3. Short Trapdoors and Efficiently Reproducible Codewords: Given the short trapdoor for word w , the different codewords of w for each index can be efficiently reproduced.
4. Compressed and Encrypted Data: Index schemes do not require access to the document contents after the index is built. Hence, the documents can be compressed and encrypted with *any* compression algorithm and chosen ciphertext secure [14, 3, 20] cipher.
5. Variable Length Words: when HMAC-SHA1 is used as the pseudo-random function f .
6. Simple Key Management: As described, our construction requires r keys but the r keys can be generated by a pseudo-random generator with a single secret seed.

Theorem 3.2. *If f is a (t, ϵ, q) -pseudo-random function, then z-IDX is a $(t, \epsilon, q/2)$ -IND-CKA index.*

Proof. We prove the theorem using its contrapositive. Suppose z-idx is not a (t, ϵ, q) -IND-CKA index. Then there exists an algorithm \mathcal{A} that (t, ϵ, q) -breaks z-idx. We build an algorithm \mathcal{B} that uses \mathcal{A} to determine if f is a pseudo-random function or a random function. \mathcal{B} has access to an oracle \mathcal{O}_f for the unknown function f that takes as input $x \in \{0, 1\}^n$ and returns $f(x) \in \{0, 1\}^s$. When running any of the four index algorithms, \mathcal{B} substitutes evaluations of f with queries to the oracle \mathcal{O}_f . Algorithm \mathcal{B} simulates \mathcal{A} as follows —

Setup. Algorithm \mathcal{B} picks a set S of $q/2$ strings from $\{0, 1\}^n$ uniformly at random and sends S to \mathcal{A} . In response, \mathcal{A} returns a polynomial number of subsets of S . We call this collection of subsets S^* . For each subset D in S^* , \mathcal{B} assigns a unique id D_{id} , and runs `BuildIndex` on D with identifier D_{id} to obtain the index $\mathcal{I}_{D_{\text{id}}}$. After creating all the indexes, \mathcal{B} gives all indexes and their associated subsets to \mathcal{A} .

Queries. On receiving \mathcal{A} 's query for the trapdoor of word x , \mathcal{B} runs `Trapdoor` on x and replies with the trapdoor T_x .

Challenge. After making some `Trapdoor` queries, \mathcal{A} decides on a challenge by picking a subset $V_0 \in S^*$, and generating another subset V_1 from S such that $|V_0| = |V_1| \neq 0$ and $|V_0 - V_1| \neq 0$. Furthermore, \mathcal{A} must not have queried \mathcal{B} for the trapdoor of any word in $V_0 \bowtie V_1$. Next, \mathcal{A} gives V_0 and V_1 to \mathcal{B} who chooses $b \stackrel{\text{R}}{\leftarrow} \{0, 1\}$ and also chooses a new (unique) identifier V_{id} . \mathcal{B} runs `BuildIndex` on V_b with the identifier V_{id} to get the index \mathcal{I}_{V_b} , which is given to \mathcal{A} . After the challenge is issued, \mathcal{A} is not allowed to query \mathcal{C} for the trapdoors of any word $x \in V_0 \bowtie V_1$.

Response. \mathcal{A} eventually outputs a bit b' , representing its guess for b . If $b' = b$, then \mathcal{B} outputs 0, indicating that it guesses that f is a pseudo-random function. Otherwise, \mathcal{B} outputs 1.

We see that \mathcal{B} takes at most t time because \mathcal{A} takes at most t time. Furthermore, \mathcal{B} makes at most q queries to \mathcal{O}_f because there are only $q/2$ strings in S and \mathcal{A} makes at most $q/2$ queries. Finally, we show that \mathcal{B} can determine if f is a pseudo-random function or random function with advantage greater than ϵ by proving the following two claims —

Claim 1: When f is a pseudo-random function, then $\left| \Pr [\mathcal{B}^{f(\cdot, k)} = 0 \mid k \stackrel{\text{R}}{\leftarrow} \{0, 1\}^s] - \frac{1}{2} \right| \geq \epsilon$.

Claim 2: When f is a random function, then $\Pr [\mathcal{B}^g = 0 \mid g \stackrel{\text{R}}{\leftarrow} \{F : \{0, 1\}^n \rightarrow \{0, 1\}^s\}] = \frac{1}{2}$.

It follows from these two claims that

$$\left| \Pr [\mathcal{B}^{f(\cdot, k)} = 0 \mid k \stackrel{\text{R}}{\leftarrow} \{0, 1\}^s] - \Pr [\mathcal{B}^g = 0 \mid g \stackrel{\text{R}}{\leftarrow} \{F : \{0, 1\}^n \rightarrow \{0, 1\}^m\}] \right| \geq \epsilon,$$

thus proving the theorem.

It remains to prove the two claims. The proof of Claim 1 is immediate. When f is a pseudo-random function, algorithm \mathcal{B} simulates perfectly the challenger in an IND-CKA game. Therefore, the claim follows by the definition of \mathcal{A} .

We now prove Claim 2. We first show that we only need to consider the challenge subsets in our analysis because the other subsets of S^* and further trapdoor queries reveal no information about the challenge subsets. When f is a pseudo-random function, Lemma 3.1 implies that it is infeasible for \mathcal{A} to correlate codewords representing the same word across all document z-idx indexes. Since f is a random function, the same lemma applied to random functions implies that it is information theoretically impossible for \mathcal{A} to correlate codewords across document Bloom filters. From this extended lemma, together with both restrictions on the choice of the challenge subsets V_0 and V_1

and on \mathcal{A} 's queries after receiving the challenge index, it follows that from \mathcal{A} 's view, each codeword representing a word $z \in V_0 \bowtie V_1$ is independent of all other codewords for z across all subsets in S^* and their indexes. That is, \mathcal{A} learns nothing about $V_0 \bowtie V_1$ from the other subsets in S^* and their indexes. As a result, we need only consider the challenge subsets.

Without loss of generality, assume that $V_0 \bowtie V_1$ contains only two words, x and y where $x \in V_0$ and $y \in V_1$. Suppose \mathcal{A} guesses b correctly with advantage $\delta > 0$. It follows that \mathcal{A} , given $f(z)$, can determine if $z = x$ or y with advantage δ ; That is, \mathcal{A} can distinguish between outputs of a random function f with advantage δ , which is impossible. Therefore, \mathcal{A} at best guesses b correctly with probability $1/2$. It follows that $\Pr[\mathcal{B}^g = 0 \mid g \stackrel{R}{\leftarrow} \{F : \{0, 1\}^n \rightarrow \{0, 1\}^s\}] = \Pr[b' = b] = \frac{1}{2}$, thus proving Claim 2. \square

Corollaries. The results in this section show that z-IDX indexes can be used 1) to test set membership without revealing the set elements, and 2) for accumulated hashing [5, 19]. We note that Claim 2 in the proof is false for both the Song et al. keyword hash table index [21] and the Bloom filter indexes that insert trapdoors directly.

3.3 Attaining Security in a Stronger Model

The Bloom filter indexes can easily be blinded to achieve the same level of security as that proposed by Chang and Mitzenmacher [9], where the indexes for two documents with different numbers of keywords cannot be distinguished.

Let u be an estimate for the maximum number of search terms in a document. Only the `Trapdoor` and `BuildIndex` algorithms are modified (and are, in fact, simplified).

BuildIndex(D, K_{priv}): The input is the document D comprising of a unique identifier (name) $D_{\text{id}} \in \{0, 1\}^n$ together with a list of words $(w_0, \dots, w_t) \in \{0, 1\}^{nt}$ and the master key $K_{\text{priv}} = (k_1, \dots, k_r) \in \{0, 1\}^{sr}$. For each word w_i for $i \in [0, t]$, do the following —

1. Compute a modified trapdoor: $(x_1 = f(w_i, k_1), \dots, x_r = f(w_i, k_r)) \in \{0, 1\}^{sr}$,
2. Compute the codeword for w_i in D_{id} : $(y_1 = f(D_{\text{id}}, x_1), \dots, y_r = f(D_{\text{id}}, x_r)) \in \{0, 1\}^{sr}$,
3. Insert the codeword y_1, \dots, y_r into document D_{id} 's Bloom filter BF.

Blind the index by inserting $(u - t) \cdot r$ number of 1's uniformly at random in the Bloom filter. Note that this is equivalent to adding $u - t$ random words into the index, but without any pseudo-random function computations. Output $\mathcal{I}_{D_{\text{id}}} = (D_{\text{id}}, \text{BF})$ as the index for D_{id} .

Trapdoor(K_{priv}, w): Given the master key $K_{\text{priv}} = (k_1, \dots, k_r) \in \{0, 1\}^{sr}$ and word w , output the trapdoor for word w as $T_w = (f(w, k_1), \dots, f(w, k_r)) \in \{0, 1\}^{sr}$.

It is easy to see this technique creates indexes such that the indexes for two documents with different numbers of keywords cannot be distinguished. The main disadvantage of adding random 1's into the Bloom filter is increasing the false positive rate; But this disadvantage is removed by increasing the size of the Bloom filter array when determining Bloom filter parameters using the procedure in Section 5. In fact, a simple calculation shows that it is sufficient to increase the Bloom filter array by a small constant factor to attain the same false positive rate as before. The maximum number of unique words u can be estimated during the same procedure.

4 Secure Indexes Applied to Searching on Encrypted Data

As an application of secure indexes, we show how to use Z-IDX for searching on encrypted documents stored on a remote server (which was motivated in Section 1). The seven properties of Z-IDX discussed in Section 3.2 — the ability to handle 1) encrypted compressed data, 2) boolean and regular expression queries, 3) occurrence queries, and 4) variable length words, together with 5) short trapdoors that minimize network bandwidth, 6) efficiently reproducible codewords that minimize server computation, and 7) simple key management — make Z-IDX indexes especially well suited for this application.

On a word search, recall that the querier sends the trapdoor for the word to the server and the server returns matching documents. In Z-IDX indexes, the trapdoor does not reveal the actual search word, and the server cannot generate trapdoors because it does not possess the keys. After a search, the server learns nothing about the documents than the search result. Furthermore, document updates are secure. These security properties and others are a direct consequence of the IND-CKA security model. Before describing the setup, search, and update algorithms for implementing searches on encrypted data, we briefly review some related work.

Related Work on Searching on Encrypted Data. Song et al. developed a Searchable Symmetric Key Encryption (SSKE) scheme [21] that allows a user, given a trapdoor for a word, to test if a ciphertext block contains the word. Boneh et al. developed Searchable Public Key Encryption (SPKE) [7], which is the public key equivalent of SSKE. When applied to the problem of searching encrypted documents, both schemes are inefficient because they require linear scans through all the documents on the server on every query. Song et al. [21] also consider encrypted hash table indexes but their solution is incomplete because their index updates are insecure. Chang and Mitzenmacher [9] developed two index schemes using dictionaries for searching on encrypted data. Like all of these schemes when applied to the problem of searching on encrypted data on a remote server, our search scheme using Z-IDX indexes sacrifices access pattern privacy for efficiency. For example, after a search for keyword x , the server does not learn x but learns which documents contain x . Our solution, however, is more efficient than all schemes to date.

Private Information Retrieval (PIR) [11] schemes allow queries to a database such that the database learns nothing about which records were read. Chor et al. show how to use multiple rounds of PIR to search on keywords [10]. The PIR schemes proposed to date have efficient communication complexity but are computationally inefficient and are therefore unsuitable for practical use. On the other hand, Chor et al.’s search scheme using PIR provides access pattern privacy. The seminal work of Goldreich and Ostrovsky on Oblivious RAMs [13] imply a scheme for searching on encrypted data à la Chor et al. [10]. Although their best construction is asymptotically efficient, it is inefficient in practice because the big- O notation hides large constants.

4.1 Setup, Search, and Update Algorithms

Suppose a user \mathcal{U} stores a set of n documents D_1, \dots, D_n on an untrusted server \mathcal{S} . The search system is set up by running the **ES-Setup** algorithm to build indexes for D_1, \dots, D_n . The **ES-Search** algorithm is used for performing searches. If documents are added, deleted, or altered, the **ES-Update** algorithm updates the indexes. HMAC-SHA1 [2] is used as the pseudo-random function f .

ES-Setup: Before the n documents are placed on the server, the indexes are built as follows —

1. First derive suitable Bloom filter parameters for the indexes. We delay the discussion of choosing suitable parameters until Section 5. For now, assume that the Bloom filters are instantiated with an array of size m . Next invoke $\text{Keygen}(s)$ to obtain the pseudo-random function $f : \{0, 1\}^* \times \{0, 1\}^s \rightarrow \{0, 1\}^s$ and the master key $K_{\text{priv}} = (k_1, \dots, k_r) \in \{0, 1\}^{sr}$.
2. Assign (and insert) an integer $i \in [1, n]$ to each document D_i as its unique identifier.
3. For each document D_i , build its index $\mathcal{I}_{D_i} \leftarrow \text{BuildIndex}(D_i, K_{\text{priv}})$.
4. Compress and encrypt each document using standard algorithms before transferring the documents and their indexes to the server \mathcal{S} .

Cost of ES-Setup: It is easy to see that the cost is linear with the total size of documents.

ES-Search: When a user \mathcal{U} wants all documents on the server \mathcal{S} containing the word y , the following actions are performed —

1. \mathcal{U} computes the trapdoor $T_y \leftarrow \text{Trapdoor}(K_{\text{priv}}, y)$ for y and sends T_y to the server.
2. For every index \mathcal{I}_{D_i} , \mathcal{S} invokes $\text{SearchIndex}(T_y, \mathcal{I}_{D_i})$ to test for a match. All matching documents are returned to \mathcal{U} .

Cost of ES-Search: \mathcal{U} takes $O(1)$ time to compute the trapdoor. Each SearchIndex evaluation takes $O(1)$ time and \mathcal{S} runs it on all documents; Therefore, the cost of searching all documents is linear in the number of documents (and not the size of the documents). We note that simultaneous word searches can be combined and will only require one pass through all the indexes.

Boolean and Regular Expression Queries. The **ES-Search** algorithm can also efficiently perform “AND” and “OR” boolean queries involving multiple words.³ The procedure for handling these queries is best illustrated with an example. Suppose the user \mathcal{U} wants all documents containing words x AND y . \mathcal{U} first computes the trapdoors for both x and y and gives the server \mathcal{S} both T_x and T_y . With a single pass over all indexes, \mathcal{S} invokes SearchIndex once on each trapdoor. Documents whose indexes match both trapdoors are returned to \mathcal{U} . “OR” queries can be carried out in a similar manner. The cost of such boolean queries is linear with the number of terms in the boolean expression, but can be completed with a single pass over all documents, whereas the naive method of performing such boolean queries involves multiple passes over the documents.

Certain regular expression queries such as “ $ab[a - z]$ ” can be expressed as boolean queries ($aba \wedge \dots \wedge abz$). Hence, these queries can also be done with a single pass over all documents. Wild-card regular expression queries such as “ $ab*$ ” are much harder because of the exponential blowup in the number of possible strings.

ES-Update: There are three possible types of updates —

1. Adding Documents: To add a new document D , the BuildIndex algorithm is used to build D ’s index after D is assigned a unique identifier.
2. Deleting Documents: Deletions simply involve deleting the document and its index from \mathcal{S} .
3. Altering Document Contents: Altering the contents of an existing document requires assigning the document a new (unique) number and regenerating its index by invoking BuildIndex on the document with the new identifier.

³This technique is aimed at increasing the efficiency of such queries and is only as secure as performing individual queries for each term.

n	$m = \sqrt{n}$	$(1 - \frac{1}{9\sqrt{n}})^{m-2}$
64	8.00	0.920
1024	32.00	0.901
16384	128.00	0.896
131072	362.04	0.895
67108864	8192.00	0.895

Figure 1: Probability that none of the $m - 2$ queries on n documents return all n documents

Cost of ES-Update: Deleting a document is a constant time operation. Adding or updating a document requires invoking `BuildIndex`, which has cost linear in the size of the document.

4.2 Extensions

We describe three useful extensions to the basic encrypted search algorithms.

1. Heuristically Increasing Security. We describe a technique that makes it harder for the server to identify duplicate queries for the same word.

Technique. To search for word y , the user computes the trapdoor $T_y = f(y, k_1), \dots, f(y, k_r)$ but instead of sending all r pseudo-random outputs to the server, she sends only $r/2$ randomly chosen outputs. Note that the index is still built using all r outputs.

Benefits. In most normal situations, this technique makes it harder for an eavesdropper to identify multiple queries for the same word. On the other hand, since the server has only half of the trapdoor, the document indexes constructed using Bloom filters register more false positives. A higher rate of false positives increases the communication overhead but more false positives also hide the documents that actually contain the keyword. Section 5 discusses the right choice of Bloom filter parameters to give the desired information hiding rate versus communication overhead.

Why Only Heuristic? In certain situations, the server can determine which truncated trapdoors refer to the same word with no extra work. We show this using an example. Assume we have a set of n documents, all of which contain a word x . Also assume that using the technique described above gives a false positive rate of $1/10$.

Suppose a user performs m queries, of which two are for the same word x and the other $m - 2$ are queries for words not contained by any document in the set (non-existent words). The number of documents returned by a query for a non-existent word is given by the binomial distribution with $p = 1/10$. Observe that the two queries for x return all n documents. In contrast, the probability that a non-existent word query returns all n documents is bounded by the Chebyshev inequality to be at most $\frac{1}{9\sqrt{n}}$. Hence, the probability that all $m - 2$ queries return less than n documents is at least $(1 - \frac{1}{9\sqrt{n}})^{m-2}$. Figure 1 lists some sample values of n and the corresponding values of m where $m = \sqrt{n}$. From the table, we see that the probability that all $m - 2$ queries return less than n documents is high even with relatively low values of m . Therefore, after all m queries are complete, an eavesdropper can pinpoint with high probability the two queries for x by observing which queries return the entire document set.

The example given above is a contrived “bad” case. In many common scenarios, it is hard (or impossible) for the server to perform similar analysis on the query patterns.

2. Locating Words Within Documents. Instead of using an index for every document, we can divide documents into chunks and create indexes for each chunk. With this modification, words can be located with chunk size granularity within a document.

3. Searching for Infrequent Words. If preventing statistical analysis attacks (described in Section 3) is not required, then document indexes (Bloom filters) can be organized into a binary tree, which facilitates efficient searches for uncommon or non-existent words. Appendix A contains a complete description of this extension.

5 Choosing Suitable Bloom Filter Parameters

We first quantify the probability of a false positive occurring in a Bloom filter. Assume that the hash functions h_1, \dots, h_r map arbitrary strings uniformly over the range $[1, m]$. After using the r hash functions to insert n distinct elements into an array of size m , the probability that bit i in the array is 0 is $(1 - (1/m))^{rn} \approx e^{-rn/m}$. Therefore, the probability of a false positive is $(1 - (1 - (1/m))^{rn})^r \approx (1 - e^{-rn/m})^r$. Since m and n are typically fixed parameters, we compute the value of r that minimizes the false positive rate. The derivative of the right hand side of the equation with respect to r gives a global minimum of $r = (\ln 2)(m/n)$, with a false positive rate of $(1/2)^r$. We round r to the nearest integer in practice. Given a set of documents that we want to build indexes for, the following procedure shows how to choose optimal Bloom filter parameters.

1. First choose the desired false positive rate fp . Note that increasing the Bloom filter false positive rate causes the server to return more irrelevant documents in a word search. But irrelevant documents can be weeded out by mechanical scanning by the user after being retrieved and decrypted. Hence, increasing the false positive rate increases the communication overhead between the user and the server without affecting the correctness of the result.
2. From the false positive rate, compute the number of pseudo-random function keys required. Recall that in Section 3.1, a false positive rate of $(1/2)^r$ is achieved by choosing the number of pseudo-random function keys r using the equation $r = (\ln 2)(m/n)$ where m is the size of the Bloom filter array and n is the number of unique words in the document set. Therefore, the number of keys required can be determined by computing $r = -\log_2(fp)$.
3. Scan every document in the set and count the number of unique words. Multiply the number of unique words by a constant factor to allow for updates, giving us the required value of n . We only need to consider the unique words in the document set and not all possible words in the universe. With r and n determined, the array size m is given by $m = nr / \ln 2$.

Reducing Bloom Filter Array Size. In many applications, although the number of unique words in a set of many documents may be large, each document is small and does not contain many unique words. Since the number of unique words in each email is small, using an array is inefficient because most of the array entries are 0. Instead, we keep track of the entries containing 1’s. For example, when the Bloom filter array is 2^{25} bits or 4 megabytes, each entry in the array can be

represented using only $25 \approx 2^5$ bits. Hence, this technique is effective for Bloom filters whose arrays have less than 2^{20} entries containing 1's. Using this technique on a large document containing 5000 unique words, the Bloom filter index is only $5000 * 25 = 125000$ bits or approximately 15 kilobytes, representing a 99.63% reduction in size from a 4 megabyte array.⁴ Finally, observe that the large unique word set with small documents scenario where this technique is most effective frequently occurs in real applications. Other techniques for reducing the Bloom filter size include only indexing a limited keywords and using compressed Bloom filters [16].

Acknowledgements

This work is supported by NSF Grant CCR-0205733, CCR-0331640, and the Packard Foundation. The author is grateful to Hovav Shacham for his help in refining the security model, and also for suggesting the right `sh` commands for calculating unique word counts. The author is also grateful to his advisor, Dan Boneh, for help in developing the security model, and providing editorial comments. Thanks to Eric Rescorla and Vanessa Teague for comments on various aspects of the paper. Also thanks to Burt Kaliski for pointing out the connection to accumulated hashing. Thanks to Rajeev Motwani for pointing out an oddity in the original reduction whose investigation led to the improved model. Finally, thanks to Hovav Shacham and Eric Rescorla, and Yan-Cheng Chang for independently suggesting the extension for achieving security in the stronger model.

References

- [1] M. Bellare, R. Canetti, and H. Krawczyk. Keying hash functions for message authentication. In N. Kobitz, editor, *Proceedings of Crypto 1996*, volume 1109 of *Lecture Notes in Computer Science*, pages 1–15. Springer-Verlag, Aug 1996.
- [2] M. Bellare, R. Canetti, and H. Krawczyk. HMAC: Keyed-hashing for message authentication. RFC 2104, Internet Engineering Task Force (IETF), Feb 1997.
- [3] M. Bellare, A. Desai, D. Pointcheval, and P. Rogaway. Relations among notions of security for public-key encryption schemes. In H. Krawczyk, editor, *Proceedings of Crypto 1998*, volume 1462 of *Lecture Notes in Computer Science*, pages 26–45. Springer-Verlag, Aug 1998.
- [4] S. Bellovin and W. Cheswick. Privacy-enhanced searches using encrypted bloom filters. Cryptology ePrint Archive, Report 2004/022, Feb 2004. <http://eprint.iacr.org/2004/022/>.
- [5] J. C. Benaloh and M. de Mare. One-way accumulators: A decentralized alternative to digital signatures. In T. Helleseeth, editor, *Proceedings of Eurocrypt 1993*, volume 765 of *Lecture Notes in Computer Science*, pages 274–285. Springer-Verlag, May 1993.
- [6] B. Bloom. Space/time trade-offs in hash coding with allowable errors. *Communications of the ACM*, 13(7):422–426, Jul 1970.
- [7] D. Boneh, G. D. Crescenzo, R. Ostrovsky, and G. Persiano. Public-key encryption with keyword search. In C. Cachin, editor, *Proceedings of Eurocrypt 2004*, LNCS. Springer-Verlag, May 2004.

⁴In comparison, this paper only contains 1363 unique words out of 9099 words.

- [8] N. Buchbinder and E. Petrank. Lower and upper bounds on obtaining history independence. In D. Boneh, editor, *Proceedings of Crypto 2003*, volume 2729 of *LNCS*, pages 445–462. Springer-Verlag, 2003.
- [9] Y.-C. Chang and M. Mitzenmacher. Privacy preserving keyword searches on remote encrypted data. Cryptology ePrint Archive, Report 2004/051, Feb 2004. <http://eprint.iacr.org/2004/051/>.
- [10] B. Chor, N. Gilboa, and M. Naor. Private information retrieval by keywords. Technical Report TR CS0917, Department of Computer Science, Technion, Feb 1998.
- [11] B. Chor, E. Kushilevitz, O. Goldreich, and M. Sudan. Private information retrieval. *Journal of the ACM*, 45(6):965–981, Nov 1998.
- [12] L. Fan, P. Cao, J. Almeida, and A. Broder. Summary cache: a scalable wide-area Web cache sharing protocol. *IEEE/ACM Transactions on Networking*, 8(3):281–293, Jun 2000.
- [13] O. Goldreich and R. Ostrovsky. Software protection and simulation on Oblivious RAMs. *Journal of the ACM*, 43(3):431–473, May 1996.
- [14] S. Goldwasser and S. Micali. Probabilistic encryption. *Journal of Computer and Systems Sciences*, 28(2):270–299, Apr 1984.
- [15] D. Micciancio. Oblivious data structures: Applications to cryptography. In *Proceedings of the 29th ACM Symposium on Theory of Computing*, pages 456–464. ACM Press, Jul 1997.
- [16] M. Mitzenmacher. Compressed bloom filters. *IEEE/ACM Transactions on Networking*, 10(5):604–612, Oct 2002.
- [17] M. Naor and O. Reingold. Number-theoretic constructions of efficient pseudo-random functions. In *Proceedings of the 38th IEEE Symposium on Foundations of Computer Science*, pages 458–467, 1997.
- [18] M. Naor and V. Teague. Anti-persistence: History independent data structures. In *Proceedings of the 33rd ACM Symposium on Theory of Computing*, pages 492–501. ACM Press, Jul 2001.
- [19] K. Nyberg. Fast accumulated hashing. In D. Gollman, editor, *Proceedings of the 3rd Workshop in Fast Software Encryption*, volume 1039 of *Lecture Notes in Computer Science*, pages 83–87. Springer-Verlag, Feb 1996.
- [20] C. Rackoff and D. Simon. Non-interactive zero-knowledge proof of knowledge and chosen ciphertext attack. In J. Feigenbaum, editor, *Proceedings of Crypto 1991*, volume 576 of *Lecture Notes in Computer Science*, pages 433–444. Springer-Verlag, Aug 1991.
- [21] D. Song, D. Wagner, and A. Perrig. Practical techniques for searches on encrypted data. In *Proceedings of IEEE Symposium on Security and Privacy*, pages 44–55. IEEE, May 2000.
- [22] B. Waters, D. Balfanz, G. Durfee, and D. Smetters. Building an encrypted and searchable audit log. In *Proceedings of the 11th Network and Distributed System Security (NDSS) Symposium*, pages 205–214. Internet Society (ISOC), Feb 2004.

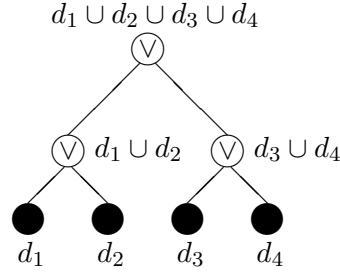


Figure 2: A Bloom filter tree for 4 documents.

A Searching for Infrequent Words Efficiently

property of bloom filters to create a tree. problem comes with the updating the tree, with different node numbers assigned to each node, any changes requires updating the whole tree.

If preventing statistical analysis attacks (described in Section 3) is not required, then we can organize document indexes (Bloom filters) into a binary tree, which can be used to efficiently search for uncommon or non-existent words.

Bloom Filter Tree. In this modified scheme, document indexes (Bloom filters) contain the trapdoors $T_x = f(x, k_1), \dots, f(x, k_r)$ instead of codewords $f(D_{id}, f(x, k_1)), \dots, f(D_{id}, f(x, k_r))$ as described in the original scheme. Note that document identifiers are no longer needed.

Observe that a bitwise OR operation between the arrays of two Bloom filters (indexes) representing sets S_1 and S_2 results in another bit array that represents the union of S_1 and S_2 . The two Bloom filter arrays must be of the same length and must have been initialized with the same set of hash functions. We can now describe how to exploit this property to build a document index tree for a set of n documents. For ease of exposition, assume that n is a power of 2.

1. Divide the set of n documents into pairs of documents. The corresponding document indexes (Bloom filters) for each pair are the leaves of the index tree.
2. Compute the bitwise OR of each pair of document index (Bloom filters) and assign the resulting index (Bloom filter) as the parent node of the pair in the document tree.

Note that this parent node represents the set of unique words in both documents. Also note that these parent nodes are the tree nodes at $\log n - 1$ depth.

3. Repeat the previous step for higher levels of the tree until we reach the root. Note that the index at the root contains the set of unique words in the entire document set.

Figure 2 shows an example of an index (Bloom filter) tree for a set of 4 documents. The tree can be built by the server or by the user and later transferred to the server. Note that the cost of building the tree is cheap because only approximately $2n$ Bloom filter bitwise ORs are computed for a set of n documents. Also note that documents are arbitrarily sorted to form pairs.

Searching a Bloom Filter Tree. We use the following procedure to search for all documents containing a word x in a set of n documents.

1. Perform a breadth-first traversal on the tree starting at the root. At every node i traversed, check if the index (Bloom filter) at node i contains the trapdoor for x .
2. If not, all nodes in the subtree rooted from node i are ignored for the rest of the search because no documents in the subtree rooted from node i contains x .
3. Otherwise, continue searching from node i . If i is a leaf node, the document represented by the index (Bloom filter) at i contains x .

Figure 3 illustrates the search procedure. In this example, only document d_5 contains word x . The dark lines and shaded circles mark the nodes traversed by the search algorithm.

Cost of Searching. If no document in the set contains the word, the word digest will not be found in the root node. Hence, the index (Bloom filter) tree allows us to rule out non-existent words with a single operation. Otherwise, the cost of searching for a word x in a set of n documents has an upper bound of $2v \log n$ Bloom filter tests where v is the number of documents containing x . This method of searching is better than linearly searching all indexes only if $v < n/2 \log n$.

Figure 4 plots the value of $v = n/2 \log n$ as a percentage of n versus n for n up to 2^{23} . The x-axis is plotted on a log scale. From the graph, we see that the efficiency of this method of searching drops as the document set grows in size. In a document set of size $2^{14} = 16384$, the tree construction is more efficient than linearly searching all document indexes if r is less than 6.25% of n (1024 out of 16384 documents). In a document set of size $2^{23} = 8388608$, the tree method is more efficient than linear search if v is less than 4% of n (335544 out of 8388608 documents). As the document set size increases, we observe a decrease in the rate at which v as a percentage of n drops. Therefore, this technique is still useful for very large document sets.

In practice, the search cost can be heuristically reduced using the following technique — when building the index (Bloom filter) tree, choose pairs of documents such that the Hamming distance of each pair’s indexes (Bloom filters) is minimized.

Updates on an Index Tree. Adding (or deleting) a document now requires an extra step for adding (or deleting) a new leaf node to the tree and then propagating the changes up to the root. Altering the contents of a document also requires an additional step of regenerating the Bloom filter nodes from the document leaf node back to the tree root.

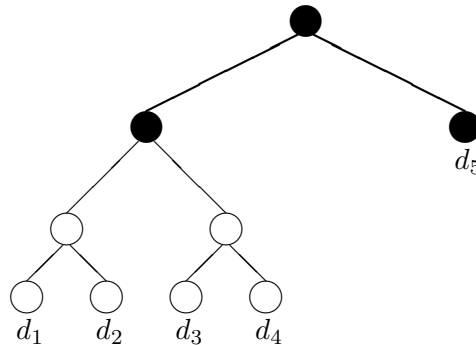


Figure 3: Searching a 5 document Bloom filter tree.

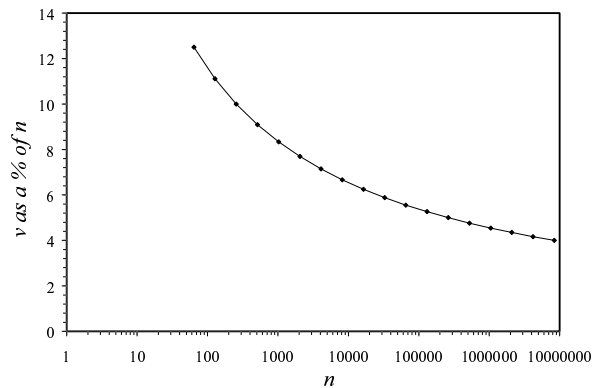


Figure 4: $v = n/2 \log n$ as a percentage of n versus n .

Deleting a document or altering a document might remove unique words from the document set. Recall that standard Bloom filters cannot handle word deletions. Therefore, we use “counting Bloom filters” [12] at all non-leaf nodes.

Cost of Updates. Adding a new document, deleting a document, or changing document contents now incur an additional cost of updating the index (Bloom filter) tree. Note that changes to the tree on an update only affect the subtree where the changes occur. Therefore, the update cost has an upper bound of $2 \log n$ where n is the new number of documents in the tree. The communication overhead remains the same as in the basic scheme.