

# Template Attacks Based On Priori Knowledge

Guangjun Fan<sup>1</sup>, Yongbin Zhou<sup>2</sup>, Hailong Zhang<sup>2</sup>, Dengguo Feng<sup>1</sup>

<sup>1</sup> State Key Laboratory of Computer Science, Institute of Software,  
Chinese Academy of Sciences

guangjunfan@163.com, feng@tca.iscas.ac.cn

<sup>2</sup> State Key Laboratory of Information Security,  
Institute of Information Engineering, Chinese Academy of Sciences

zhouyongbin@iie.ac.cn, zhanghailong@iie.ac.cn

**Abstract.** Template attacks are widely accepted as the *strongest* side-channel attacks from the information theoretic point of view, and they can be used as a very *powerful* tool to evaluate the physical security of cryptographic devices. Template attacks consist of two stages, the profiling stage and the extraction stage. In the profiling stage, the attacker is assumed to have a large number of power traces measured from the reference device, using which he can accurately characterize signals and noises in different points. However, in practice, the number of profiling power traces may not be sufficient. In this case, signals and noises are not accurately characterized, and the key-recovery efficiency of template attacks is significantly influenced. We show that, the attacker can still make template attacks powerfully enough in practice as long as the priori knowledge about the reference device be obtained. We note that, the priori knowledge is just a prior distribution of the signal component of the instantaneous power consumption, which the attacker can easily obtain from his previous experience of conducting template attacks, from Internet and many other possible ways. Evaluation results show that, the priori knowledge, even if not accurate, can still help increase the power of template attacks, which poses a serious threat to the physical security of cryptographic devices.

**Keywords:** Side-Channel Attacks, Power Analysis Attacks, Template Attacks, Priori Knowledge.

## 1 Introduction

Template attacks were proposed by Chari et al. in 2002 [1], which consist of two stages, i.e. the profiling stage and the extraction stage. In the profiling stage, the attacker has a reference device identical or similar to the target device, and he can use the reference device to characterize the leakage of the target device. In the extraction stage, the attacker can exploit a small number of power traces measured from the target device to recover the correct (sub)key. In order to make template attacks powerfully enough, the attacker needs to use a large number of power traces to accurately characterize signals and noises in different

interesting points. However, in practice, the number of profiling traces may be limited. For example, a common countermeasure is to limit the operation times of the reference device, or the key used by the reference device will be refreshed after being used several times. In these scenarios, the attacker can only obtain a limited number of power traces in the profiling stage, and signals and noises are not accurately characterized, which significantly influences the key-recovery efficiency of template attacks.

## 1.1 Motivations

A natural question is whether or not it is possible to further increase the power of template attacks even if the number of profiling traces is limited? We anticipate that using the priori knowledge about the reference device may be a possible way. The priori knowledge is just a kind of prior distribution of the actual value of the signal component in the instantaneous power consumption. There are many ways that the attacker can obtain the priori knowledge in practice. We show three typical examples here.

*Example 1:* Assume that the attacker has characterized the power leakages of some cryptographic devices whose leakage characterizations are similar to the reference device. Then, he may obtain the priori knowledge about the reference device. For example, noises in different interesting points are usually assumed to follow the normal distribution. If the attacker can estimate the mean value and the variance of the normal distribution using power traces measured from previous cryptographic devices, then the priori knowledge about the reference device can be obtained.

*Example 2:* From Internet (e.g. [18,19]), the attacker may obtain some power traces or other potential useful information (e.g. Signal-to-Noise Ratio) of different devices which are similar to the reference device, using which he can infer the priori knowledge of the reference device (similarly to Example 1).

*Example 3:* For a sophisticated attacker, after obtaining power traces from the reference device in the profiling stage, he can use the power traces to obtain an interval estimation of the actual value of the signal component and roughly infer the prior distribution is a kind of distribution (e.g. normal distribution or uniform distribution) over the interval.

To sum up, for a seasoned attacker, it is not only reasonable but also realistic for him to possess the priori knowledge about the reference device from a practical point of view. Therefore, we need to consider the power of template attacks when the attacker can not obtain enough power traces from the reference device in the profiling stage *but* has the priori knowledge about the reference device. Specifically, two questions need to be answered. The first question is how can the attacker exploit the priori knowledge during the profiling stage in a theoretically correct and practically feasible way to make template attacks more powerful (i.e. achieve better classification performance)? The second question is whether or not the priori knowledge (even if it may not be very accurate) will make template attacks more powerful really?

Of course, one may ask such question: Why not the attacker exploits the power traces obtained from the similar devices (from his previous experience of conducting template attacks or from Internet) together with the power traces obtained from the reference device to build the templates to make template attacks more powerful? In fact, if one *directly* exploits power traces from the similar devices and the reference device to build the templates, the classification performance of template attacks will be decreased [21]. The reason is that the acquisition campaigns about the devices are different<sup>1</sup> even if the leakage distributions of the similar devices and the reference device are similar [21].

If we can give positive answers to the above two important questions, then in order to make template attacks more powerful in the above scenarios, the attacker can first *extract* the priori knowledge from the power traces obtained from the different but similar devices and then conduct template attacks with the priori knowledge as well as the limited power traces obtained from the reference device. From this point of view, these two questions are worth researching.

## 1.2 Contributions

Main contributions of our work are two-folds. Firstly, based on the method of Bayes estimation [13], we give a theoretically correct and practically feasible way of exploiting the priori knowledge when the attacker conducts template attacks with limited power traces obtained from the reference device in the profiling stage.

Secondly, we verify our way of exploiting the priori knowledge using both simulated and practical experiments. Evaluation results show that, template attacks will be more powerful if the attacker can possess accurate priori knowledge. Additionally, the more accurate the priori knowledge is, the more powerful template attacks will be. Therefore, with the priori knowledge we can further increase the power of template attacks.

## 1.3 Related Work

Answers to some practical issues of template attacks were provided by [2], such as how to choose interesting points in an efficient way and how to preprocess noisy data. Choudary et al. proposed efficient methods to avoid possible numerical obstacles when implementing template attacks in [4]. In [10], Hanley et al. presented a variant of template attacks which can be applied to block ciphers when the plaintext and ciphertext are unknown. In [7], template attacks were used to attack a masked implementation. Recently, a simple pre-processing technique of template attacks, normalizing the sample values using the means and variances was evaluated [6]. Standaert et al. [20] showed how to best evaluate profiling and extraction of profiled attacks by using the information theoretic metric and the security metric. Principal Component Analysis (PCA)-Based template attacks were investigated in [3]. However, this kind of template attacks may not

---

<sup>1</sup> For example, there exist offsets in the different acquisition campaigns.

improve the classification performance [6]. Therefore, PCA-Based template attacks are not widely used in practice. Linear Discriminant Analysis (LDA)-based template attacks were introduced in [8] and depend on the condition of equal covariances [4], which does not hold in most settings. Therefore, it is not a better choice compared with PCA-based template attacks [4]. Up to now, no previous work considered our important questions.

#### 1.4 Organization of This Paper

The rest of this paper is organized as follows. In Section 2, we review the concept of template attacks and Bayes estimation. In Section 3, we give a reasonable way of exploiting the priori knowledge to make template attacks more powerful. In Section 4, we verify the way of exploiting the priori knowledge by both simulated and practical experiments. In Section 5, we conclude the whole paper.

## 2 Preliminaries

Template attacks mainly include: classical template attacks [1] and reduced template attacks (pp. 108 in [9]). In this section, we briefly review these two kinds of template attacks and the method of Bayes estimation.

### 2.1 Classical Template Attacks

We will introduce the two stages of classical template attacks: the profiling stage and the extraction stage.

**2.1.1 The Profiling Stage** Assume that there exist  $K$  different (sub)keys  $key_i, i = 0, 1, \dots, K - 1$  which need to be classified. Also, there exist  $K$  different key-dependent operations  $O_i, i = 0, 1, \dots, K - 1$ . Usually, one will generate  $K$  templates, one for each key-dependent operation  $O_i$ . One can exploit some methods to choose  $N$  interesting points  $(P_0, P_1, \dots, P_{N-1})$ . The interesting points are those time samples that contain the most information about the characterized key-dependent operations. Each template is composed of a mean vector and a covariance matrix. The mean vector is used to estimate the signal component of side-channel leakages. It is the average signal vector  $\mathbf{M}_i = (M_i[P_0], \dots, M_i[P_{N-1}])$  for each one of the key-dependent operations. The covariance matrix is used to estimate the probability density of the noise component at different interesting points. It is assumed that noises at different interesting points approximately follow the multivariate normal distribution. A  $N$  dimensional noise vector  $\mathbf{n}_i(\mathbf{S})$  is extracted from each actual power trace  $\mathbf{S} = (S[P_0], \dots, S[P_{N-1}])$  representing the template's key dependency  $O_i$  as  $\mathbf{n}_i(\mathbf{S}) = (S[P_0] - M_i[P_0], \dots, S[P_{N-1}] - M_i[P_{N-1}])$ . One computes the  $(N \times N)$  covariance matrix  $\mathbf{C}_i$  from these noise vectors. The probability density of the

noises occurring under key-dependent operation  $O_i$  is given by the  $N$  dimensional multivariate Gaussian distribution  $p_i(\cdot)$ , where the probability of observing a noise vector  $\mathbf{n}_i(\mathbf{S})$  is:

$$p_i(\mathbf{n}_i(\mathbf{S})) = \frac{1}{\sqrt{(2\pi)^N |\mathbf{C}_i|}} \exp\left(-\frac{1}{2} \mathbf{n}_i(\mathbf{S}) \mathbf{C}_i^{-1} \mathbf{n}_i(\mathbf{S})^T\right) \quad \mathbf{n}_i(\mathbf{S}) \in \mathbb{R}^N. \quad (1)$$

In equation (1), the symbol  $|\mathbf{C}_i|$  denotes the determinant of  $\mathbf{C}_i$  and the symbol  $\mathbf{C}_i^{-1}$  denotes its inverse.

**2.1.2 The Extraction Stage** Assume that one obtains  $t$  power traces (denoted by  $\mathbf{S}_1, \mathbf{S}_2, \dots, \mathbf{S}_t$ ) from the target device in the extraction stage. When the power traces are statistically independent, one will apply maximum likelihood approach on the product of conditional probabilities (pp. 156 in [9]), i.e.

$$key_{ck} := \operatorname{argmax}_{key_i} \left\{ \prod_{j=1}^t \Pr(\mathbf{S}_j | key_i), i = 0, 1, \dots, K-1 \right\},$$

where  $\Pr(\mathbf{S}_j | key_i) = p_{f(\mathbf{S}_j, key_i)}(n_{f(\mathbf{S}_j, key_i)}(\mathbf{S}_j))$ . The  $key_{ck}$  is considered to be the correct (sub)key. The output of the function  $f(\mathbf{S}_j, key_i)$  is the index of a key-dependent operation.

## 2.2 Reduced Template Attacks

In order to avoid numerical obstacles with the inversion of the covariance matrix  $\mathbf{C}_i$ , one can set the covariance matrix equal to the identity matrix. This essentially means that one does not take the covariances between different interesting points into consideration. A template that only consists of a mean vector is called a *reduced template* (pp. 108 in [9]). Correspondingly, template attacks based on reduced templates are called as reduced template attacks. In reduced template attacks, the probability density of the noises occurring under key-dependent operation  $O_i$  is given by the distribution  $p'_i(\cdot)$ , where the probability of observing a noise vector  $\mathbf{n}_i(\mathbf{S})$  is:

$$p'_i(\mathbf{n}_i(\mathbf{S})) = \frac{1}{\sqrt{(2\pi)^N}} \exp\left(-\frac{1}{2} \mathbf{n}_i(\mathbf{S}) \mathbf{n}_i(\mathbf{S})^T\right) \quad \mathbf{n}_i(\mathbf{S}) \in \mathbb{R}^N.$$

## 2.3 Bayes Estimation

In the following, we briefly introduce the method of Bayes estimation [13]. We firstly introduce the definition of Bayes estimators. Then, we introduce how to compute a Bayes estimator.

Suppose an unknown parameter  $\theta$  is known to have a prior distribution  $A$  (The prior distribution can be discrete or continuous distribution. In this paper, we only assume the prior distribution is continuous.). Quite generally, suppose that the consequences of estimating  $g(\theta)$  by a value  $\delta(X)$  (based on some measurements  $X$ ) are measured by  $L(\theta, \delta(X))$ . As of the *loss function*  $L$ , we shall assume that

$$L(\theta, \delta(X)) \geq 0 \text{ for all } \theta \text{ and } \delta(X),$$

and  $L[\theta, g(\theta)] = 0$  for all  $\theta$ , so that the loss is zero when the correct value is estimated. The accuracy, or rather inaccuracy, of an estimator  $\delta$  is then measured by the *risk function*

$$R(\theta, \delta) = E_{\theta}\{L[\theta, \delta(X)]\},$$

the long-term average loss resulting from the use of  $\delta(X)$ . This defines the risk function as a function of  $\delta(X)$ . An estimator  $\delta(X)$  minimizing

$$r(\Lambda, \delta) = \int R(\theta, \delta) d\Lambda(\theta)$$

is called a *Bayes estimator* with respect to the prior distribution  $\Lambda$ . Note that, the prior distribution  $\Lambda$  is a probability distribution of the parameter  $\theta$ , that is,

$$\int d\Lambda(\theta) = 1.$$

Now, we will introduce how to compute a Bayes estimator of an unknown parameter  $\theta$ . Let  $\lambda(\theta)$  denote the prior probability density of the parameter  $\theta$ . The prior probability density of the population (or discrete probability function) is denoted by  $f(X; \theta)$ . If one extracts  $n$  samples  $(X_1, X_2, \dots, X_n)$  from the population, then the probability density of this group of samples is

$$f(X_1; \theta) f(X_2; \theta) \cdots f(X_n; \theta).$$

Thereby, we can compute the marginal density

$$p(X_1, X_2, \dots, X_n) = \int \lambda(\theta) f(X_1; \theta) f(X_2; \theta) \cdots f(X_n; \theta) d\theta.$$

Then, the following posterior probability density is computed:

$$\lambda(\theta|X_1, \dots, X_n) = \lambda(\theta) f(X_1; \theta) \cdots f(X_n; \theta) / p(X_1, X_2, \dots, X_n). \quad (2)$$

In general, the Bayes estimator of the parameter  $\theta$  is set to be the mean value of  $\lambda(\theta|X_1, \dots, X_n)$ .

### 3 Using Prior Knowledge to Improve Template Attacks

In this section, we introduce how to use the priori knowledge about the reference device for template attacks. The usage of the priori knowledge for template attacks is the same for both classical template attacks and reduced template attacks.

It is well known that the instantaneous power consumption  $PC_{total}$  can be modeled as the sum of an operation-dependent component  $PC_{op}$ , a data-dependent component  $PC_{data}$ , the electronic noise  $PC_{el.noise}$ , and a constant component  $PC_{const}$  (pp. 62-65 in [9]), i.e.

$$PC_{total} = PC_{op} + PC_{data} + PC_{el.noise} + PC_{const}.$$

The value  $PC_{op} + PC_{data}$  (or  $PC_{op} + PC_{data} + PC_{const}$ ) can be viewed as the signal component and the value  $PC_{el.noise}$  can be viewed as the noise component. Usually, for each point  $P_j$  in an actual power trace, when the operation and the data are all fixed, its power consumption  $PC_{total}$  follows a normal distribution  $\mathcal{N}(\mu_j, \sigma_j^2)$  and the electronic noise  $PC_{el.noise}$  follows the normal distribution  $\mathcal{N}(0, \sigma_j^2)$  (pp. 62-65 in [9]). For fixed operation on fixed data, due to  $Var(PC_{op}) = Var(PC_{data}) = Var(PC_{const}) = 0$ , we have  $PC_{op} + PC_{data} + PC_{const} = \mu_j$ . The priori knowledge is a kind of prior distribution of the actual value of the signal component  $\mu_j$ . Due to the existence of the electronic noise, we can reasonably assume the prior distribution of the actual value of  $\mu_j$  obtained by the attacker is a normal distribution.

There are many ways that the attacker can obtain the prior distribution and we just give out a specific one of them. Considering Example 1 in Section 1, for the same position about the target intermediate value, the attacker obtains  $n$  samples (For convenience, the samples are denoted by  $X_1, \dots, X_n$ .) from power traces obtained from his previous experience of conducting template attacks against different devices which are similar to the reference device. Then, by computing

$$\theta_1 = \frac{1}{n} \cdot \sum_{i=1}^n X_i, \quad \theta_2^2 = \frac{1}{n-1} \cdot \sum_{i=1}^n (X_i - \theta_1)^2,$$

the attacker can easily obtain the prior distribution which is the normal distribution  $\mathcal{N}(\theta_1, \theta_2^2)$ . Because the leakage distributions of the devices are very similar to that of the reference device, the prior distribution can be used for the interesting points correspond to the same position about the target intermediate value for the reference device. We note that, compared with traditional template attacks, the computational price of obtaining the priori knowledge about the reference device is very small. This implies that the attacker can obtain the prior distribution easily in practice.

The more accurate the signal component (the value of  $\mu_j$ ) is estimated, the more accurate the noise component (the value  $PC_{total} - \mu_j$ ) will be estimated. For an interesting point, if the signal component and the noise component are accurately estimated, accurate templates (reduced templates) will be built and template attacks (both classical template attacks and reduced template attacks) will be more powerful. In the classical way of building templates (reduced templates), for an interesting point, the attacker computes the mean value of the samples to estimate the actual value of the signal component  $\mu_j$ . Specifically, for the key-dependent operation  $O_i$ , the point  $P_j$  is an interesting point and the attacker obtains  $n$  power traces ( $\mathbf{S}_1, \mathbf{S}_2, \dots, \mathbf{S}_n$ ) from the reference device in the profiling stage. Therefore, the attacker obtains  $n$  values of the power consumption of the point  $P_j$ , one from each power trace. The  $n$  values are denoted by  $S_1[P_j], S_2[P_j], \dots, S_n[P_j]$ . The actual value of  $\mu_j$  is estimated by  $\mu'_j$ :

$$\mu'_j = M_i[P_j] = \sum_{k=1}^n S_k[P_j]/n.$$

However, in our scenario, the attacker not only has  $n$  power traces (The power traces are obtained from the reference device. However, the number of the power traces is limited.), but also possesses the priori knowledge about the reference device which can be used to estimate the actual value of  $\mu_j$  more accurately. Let's consider the most common case. Assume that the attacker knows that the actual value of  $\mu_j$  follows the normal distribution  $\mathcal{N}(\theta_1, \theta_2^2)$  from priori knowledge<sup>1</sup> but does not know what the actual value of  $\mu_j$  accurately is. The attacker can use the method of Bayes estimation to estimate the actual value of  $\mu_j$  with the priori knowledge  $\mathcal{N}(\theta_1, \theta_2^2)$  in the profiling stage as follows: The attacker computes the probability density of the actual value of the signal component  $\mu_j$  from priori knowledge as

$$\lambda(\mu_j) = (\sqrt{2\pi}\theta_2)^{-1} \exp\left[-\frac{1}{2\theta_2^2}(\mu_j - \theta_1)^2\right].$$

Moreover, the power consumption of the point  $P_j$  satisfies the following probability density function:

$$f(x; \mu_j, \sigma_j) = (\sqrt{2\pi}\sigma_j)^{-1} \exp\left[-\frac{1}{2\sigma_j^2}(x - \mu_j)^2\right].$$

Although the value  $\sigma_j$  is not known to the attacker, it does not affect the process of computing the Bayes estimator of the actual value of  $\mu_j$ . What the attacker needs is just an accurate estimation about the actual value of  $\mu_j$ . From equation (2), the attacker computes the posterior probability density:

$$\lambda(\mu_j | S_1[P_j], \dots, S_n[P_j]) = \exp\left[-\frac{1}{2\theta_2^2}(\mu_j - \theta_1)^2 - \frac{1}{2} \sum_{k=1}^n (S_k[P_j] - \mu_j)^2\right] / C_1,$$

the constant  $C_1$  only has relation with  $\theta_1, \theta_2, S_1[P_j], \dots, S_n[P_j]$  and has no relation with  $\mu_j$ . It has that

$$-\frac{1}{2\theta_2^2}(\mu_j - \theta_1)^2 - \frac{1}{2} \sum_{k=1}^n (S_k[P_j] - \mu_j)^2 = -\frac{1}{2A^2}(\mu_j - B)^2 + C_2,$$

where  $A^2 = 1/(n + 1/\theta_2^2)$ ,  $B = (nM_i[P_j] + \theta_1/\theta_2^2)/(n + 1/\theta_2^2)$ , and  $C_2$  has no relation with  $\mu_j$ . Furthermore, the attacker can obtain

$$\lambda(\mu_j | S_1[P_j], \dots, S_n[P_j]) = C_3 \exp\left[-\frac{1}{2A^2}(\mu_j - B)^2\right],$$

where  $C_3 = C_1 e^{C_2}$ . Because it has that

$$\int_{-\infty}^{+\infty} \lambda(\mu_j | S_1[P_j], \dots, S_n[P_j]) d\mu_j = 1,$$

---

<sup>1</sup> Note that, the normal distribution  $\mathcal{N}(\theta_1, \theta_2^2)$  itself may not be very accurate. However, from the priori knowledge, the parameters  $\theta_1, \theta_2^2$  are all known to the attacker.



hence  $C_3 = (\sqrt{2\pi}A)^{-1}$ . Up to now, the attacker obtains the Bayes estimator of the actual value of  $\mu_j$  as

$$\mu_j'' = \frac{n}{n + 1/\theta_2^2} \left( \frac{\sum_{k=1}^n S_k[P_j]}{n} \right) + \frac{1/\theta_2^2}{n + 1/\theta_2^2} \theta_1. \quad (3)$$

The equation (3) shows that if the attacker does not have the priori knowledge (i.e. the prior distribution  $\mathcal{N}(\theta_1, \theta_2^2)$ ), he can only use  $\sum_{k=1}^n S_k[P_j]/n$  to estimate the actual value of  $\mu_j$ . If the attacker does not have power traces obtained from the reference device, he can only use the priori knowledge (i.e. the value  $\theta_1$ ) to estimate the actual value of  $\mu_j$ . If the attacker has power traces obtained from the reference device as well as the priori knowledge, by equation (3), he will use the weighted average of  $\sum_{k=1}^n S_k[P_j]/n$  and  $\theta_1$  to estimate the actual value of  $\mu_j$  under the ratio  $n : 1/\theta_2^2$  in the profiling stage. This ratio is reasonable and the relevant reasons are as follows. On one hand, when more power traces are obtained from the reference device by the attacker, the proportion of  $\sum_{k=1}^n S_k[P_j]/n$  should be larger. On the other hand, when the value  $\theta_2^2$  is smaller (This implies that the prior distribution of the actual value of  $\mu_j$  is more accurate.), the proportion of  $\theta_1$  should be larger.

Other details of building templates (reduced templates) remain unchanged. Our way only exploits the priori knowledge to estimate the actual value of the signal component more accurately. We note that, due to the computational price of obtaining and exploiting the priori knowledge is very small, the priori knowledge can easily be used by practical attackers.

## 4 Experimental Evaluations

For the implementation of a cryptographic algorithm with countermeasures, one usually tries his best to use some approaches to delete the countermeasures from power traces at first. If the countermeasures can be deleted, then one tries to recover the correct (sub)key using some attacks against unprotected implementation. For example, if one has power traces with random delays [11], he may first use the approach proposed in [12] to remove the random delays from power traces and then uses some attacks to recover the correct (sub)key. The approaches of deleting countermeasures from power traces are beyond the scope of this paper. Moreover, considering power traces without any countermeasures shows the upper bound of the physical security of the target cryptographic device. Therefore, we take unprotected AES-128 implementation as an example.

We verified both classical template attacks and reduced template attacks by conducting simulated and practical experiments. In both simulated and practical experiments, we tried to attack the outputs of the S-boxes in the 1<sup>st</sup> round of AES-128. Before introducing the specific experiment details, we first introduce how to get the prior distribution of the actual value of the signal component for every interesting point for both simulated and practical experiments.

The work [17] showed that reduced template attacks are more powerful compared with classical template attacks when the number of power traces used

in the profiling stage is limited. Therefore, we mainly exploit reduced template attacks to exhibit our discoveries (Note that, our method can be used for both classical template attacks and reduced template attacks.).

For simplicity, for both simulated and practical experiments, let  $n_p$  denote the number of traces used in the profiling stage and let  $n_e$  denote the number of traces used in the extraction stage. In this paper, we use the typical metric *Guessing Entropy* [5] as the metric about the classification performance of template attacks (Many other papers also used Guessing Entropy (e.g. [4, 14, 15])).

#### 4.1 How to Get The Priori Knowledge

In order to get the priori knowledge, we simulated the cases that the attacker can obtain the priori knowledge from his previous experience of conducting template attacks against a device similar to the reference device.

For both simulated and practical experiments, we get the prior distribution of the actual value of the signal component for every interesting point using the traces which were generated in the same way as those were used in the two stages of template attacks. In this way, we can clearly give out an upper bound of how powerful template attacks will become by exploiting the priori knowledge.

In both simulated and practical experiments, for each key-dependent operation  $O_i$  and each interesting point  $P_j$ , we considered the prior distribution under four different levels of accuracy and assumed the prior distribution is a normal distribution  $\mathcal{N}(\theta_1, \theta_2^2)$  (For different interesting points, the corresponding prior distributions are different.).

For each key-dependent operation  $O_i$ , we generated 400 traces (simulated traces or actual power traces). The 400 traces were used to estimate the prior distributions for every interesting point as follows. We repeated the following process 300 times. Every time, we chose  $m$  traces (denoted by  $S_1, \dots, S_m$ ) from the 400 traces uniformly at random and computed  $\sum_{k=1}^m S_k[P_j]/m$ . Therefore, there were 300 different values about  $\sum_{k=1}^m S_k[P_j]/m$ . The mean value of the 300 different values was set to be  $\theta_1$  and the variance of the 300 different values was set to be  $\theta_2^2$ . In this way, the prior distribution  $\mathcal{N}(\theta_1, \theta_2^2)$  was got. Note that, in practice, the attacker has many ways to get the prior distribution  $\mathcal{N}(\theta_1, \theta_2^2)$ . Our method which were used in this paper is just one of them. We respectively let  $m = 16, 32, 64, 128$  and obtained four different estimation of the prior distribution. Clearly, when the value  $m$  is larger, the estimation of  $\theta_1$  and  $\theta_2^2$  is more accurate. Therefore, we obtained four different prior distributions under different levels of accuracy, which represent the priori knowledge that the attacker can possess in practical attack scenarios.

We considered many kinds of template attacks and define the following symbols to denote them. In all the experiments, we let the symbol “CTA” denotes the classical template attacks without any priori knowledge. The symbol “CTA-16” denotes classical template attacks based on priori knowledge which is obtained when the value  $m$  equals to 16. Similarly, we define the symbols “CTA-32”, “CTA-64”, and “CTA-128” to denote the cases that the value  $m$  equals to 32, 64, and 128 respectively. We let the symbol “RTA” denotes the reduced template

attacks without any priori knowledge. The symbol “RTA-16” denotes reduced template attacks based on priori knowledge which is obtained when the value  $m$  equals to 16. Similarly, we define the symbols “RTA-32”, “RTA-64”, and “RTA-128” to denote the cases that the value  $m$  equals to 32, 64, and 128.

## 4.2 Simulated Experiments

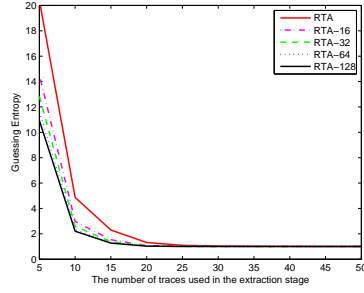
In simulated experiments, we chose 4 interesting points and the typical Hamming-Weight power model (pp. 40-41 in [9]) was adopted to describe the power consumption. The standard deviation of simulated Gaussian noise is denoted by  $\sigma$ . We employed three different noise levels to test the influence of noises on the classification performance of template attacks. The standard deviations of simulated Gaussian noise for the three noise levels were 2, 3, and 4.

For each noise level, we respectively used 2,000 and 4,000 simulated traces to build the 256 reduced templates in the profiling stage for the five kinds of reduced template attacks (RTA, RTA-16, RTA-32, RTA-64, and RTA-128). This means that the attacker respectively obtained 2,000 and 4,000 traces from the reference device in the profiling stage. The simulated traces used in the profiling stage were generated with a fixed subkey and random plaintext inputs. We generated additional 100,000 simulated traces with another fixed subkey and random plaintext inputs. The 100,000 simulated traces were used in the extraction stage. For fixed  $n_p$  and  $\sigma$ , we tested the Guessing Entropy of the five kinds of reduced template attacks when the attacker could use  $n_e$  simulated traces in the extraction stage as follows. We respectively repeated the five kinds of reduced template attacks 1,000 times. For each time, we chose  $n_e$  simulated traces from the 100,000 simulated traces uniformly at random and the five kinds of reduced template attacks were conducted with the same  $n_e$  simulated traces. We respectively computed the Guessing Entropy of the five kinds of reduced template attacks with the results of the 1,000 times attacks. The Guessing Entropy of the five kinds of reduced template attacks for different values of  $n_p$  and  $\sigma$  is shown in Figure 1.

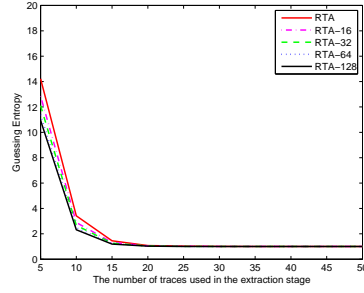
**Table 1.** The simulated experiment results for the case  $n_p = 2,000, n_e = 20, \sigma = 4$

RTA	RTA-16	RTA-32	RTA-64	RTA-128
22.94	17.50	14.65	11.49	8.53

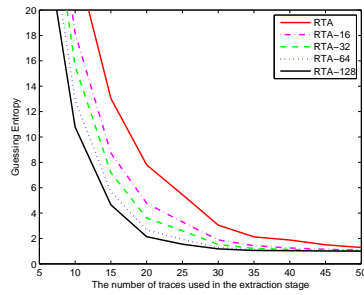
The Guessing Entropy of the five kinds of reduced template attacks for the case  $\{n_p = 2,000, n_e = 20, \sigma = 4\}$  is shown in Table 1. From Figure 1 and Table 1, we find that the classification performance of reduced template attacks with accurate priori knowledge will be obvious better than that of reduced template attacks without priori knowledge. For example, in Table 1, the Guessing Entropy of RTA equals to 22.94, while the Guessing Entropy of RTA-128 equals to 8.53. Moreover, if the priori knowledge is more accurate, the classification performance



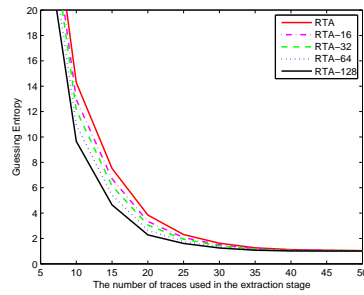
(a)  $n_p = 2,000, \sigma = 2$



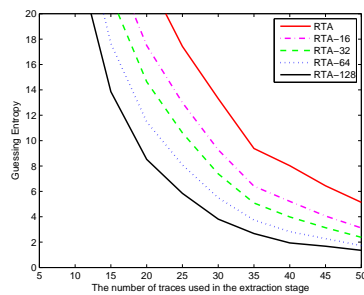
(b)  $n_p = 4,000, \sigma = 2$



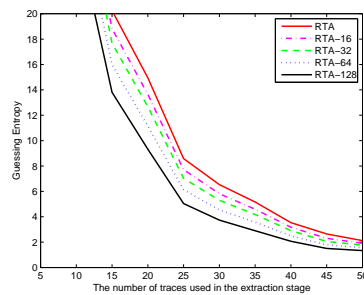
(c)  $n_p = 2,000, \sigma = 3$



(d)  $n_p = 4,000, \sigma = 3$



(e)  $n_p = 2,000, \sigma = 4$



(f)  $n_p = 4,000, \sigma = 4$

**Fig. 1.** The simulated experiment results

of reduced template attacks with priori knowledge will be better. For example, in Table 1, the Guessing Entropy of RTA-16 equals to 17.50, while the Guessing Entropy of RTA-128 obviously reduces to 8.53.

**Table 2.** The simulated experiment results for different levels of noises

$n_p = 2,000, n_e = 20$	$\sigma = 2$	$\sigma = 3$	$\sigma = 4$
RTA	1.31	7.80	22.94
RTA-128	1.03	2.14	8.53

Table 2 shows the Guessing Entropy of RTA and RTA-128 for different levels of noises when  $n_p$  is fixed to 2,000 and  $n_e$  is fixed to 20. From Figure 1 and Table 2, we further find that, when the noise level is higher, reduced template attacks with priori knowledge will achieve larger advantage over reduced template attacks without priori knowledge. For example, in Table 2, the Guessing Entropy of RTA and RTA-128 is almost equal when  $\sigma$  equals to 2 (1.31 and 1.03). However, when  $\sigma$  equals to 4, the Guessing Entropy of RTA-128 (8.53) is much lower than that of RTA (22.94).

When more simulated traces can be obtained from the reference device (e.g.  $n_p = 4,000$ ) in the profiling stage, the advantages of reduced template attacks with priori knowledge over template attacks without priori knowledge will be smaller. For classical template attacks, we computed the Guessing Entropy of the five kinds of classical template attacks (CTA, CTA-16, CTA-32, CTA-64, and CTA-128) similarly. The simulated experiment results show that classical template attacks with accurate priori knowledge have advantages over classical template attacks without priori knowledge.

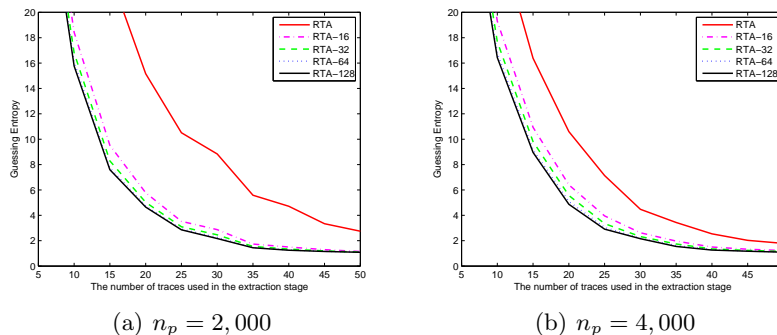
### 4.3 Practical Experiments

We tried to attack the outputs of all the S-boxes in the 1<sup>st</sup> round of an unprotected AES-128 software implementation on a typical 8-bit microcontroller STC89C58RD+ whose operating frequency is 11MHz. The actual power traces were acquired with a sampling rate of 50MS/s. The average number of actual power traces during the sampling process was 10 times. For our device, the condition of equal covariances [4] does not hold.

We generated two sets of actual power traces, Set A and Set B. The Set A captured 10,000 power traces which were generated with a fixed main key and random plaintext inputs. The Set B captured 100,000 power traces which were generated with another fixed main key and random plaintext inputs. The power traces in Set A were used in the profiling stage and the power traces in Set B were used in the extraction stage. We used the same device as that was used to get the prior distribution in Section 4.1 to generate the two sets of actual power traces, which provides a good setting for the focuses of our research. For each S-box of the unprotected AES-128 software implementation, we used CPA based

method (Chapter 6 in [9]) to choose 4 interesting points in 4 continual clock cycles, one in each clock cycle<sup>1</sup>. We note that using CPA to choose interesting points is a popular method for template attacks. Both classical template attacks and reduced template attacks were conducted based on the same 4 interesting points. We only show the practical experiment results of the 1<sup>st</sup> and the 2<sup>nd</sup> S-box in this paper. For other S-boxes in the 1<sup>st</sup> round, similar evaluation results were obtained by us.

For reduced template attacks, we respectively chose 2,000 and 4,000 different power traces from Set A to build the 256 templates for the five kinds of reduced template attacks (RTA, RTA-16, RTA-32, RTA-64, and RTA-128). The 100,000 power traces of Set B were used in the extraction stage for the five kinds of reduced template attacks. For fixed  $n_p$ , we tested the Guessing Entropy of the five kinds of reduced template attacks when one uses  $n_e$  power traces in the extraction stage similarly to that of the simulated experiments but used actual power traces. The Guessing Entropy of the five kinds of reduced template attacks for the 1<sup>st</sup> S-box are shown in Figure 2. The Guessing Entropy of the five kinds of reduced template attacks for the 1<sup>st</sup> S-box when  $n_p$  is fixed to 2,000 and  $n_e$  is fixed to 20 is shown in Table 3.



**Fig. 2.** The experiment results of reduced template attacks for the 1<sup>st</sup> S-box

From Figure 2 and Table 3, we find that the classification performance of reduced template attacks with accurate priori knowledge will be obvious better than that of reduced template attacks without priori knowledge. For example, in Table 3, the Guessing Entropy of RTA equals to 15.16, while the Guessing Entropy of RTA-16 reduces to 5.78.

For classical template attacks, in order to avoid numerical obstacles with the inversion of the covariance matrix, we respectively chose 5,000 and 10,000 different power traces from Set A to build the 256 templates for the five kinds of classical template attacks (CTA, CTA-16, CTA-32, CTA-64, and CTA-128).

<sup>1</sup> In our device, the target intermediate values only continue 4 clock cycles.

**Table 3.** The experiment results of reduced template attacks for the 1<sup>st</sup> S-box

$n_p = 2,000$	RTA	RTA-16	RTA-32	RTA-64	RTA-128
$n_e = 20$	15.16	5.78	5.03	4.73	4.65

Moreover, using power traces from Set B, we computed the Guessing Entropy of the five kinds of classical template attacks when one uses  $n_e$  power traces in the extraction stage similarly. The Guessing Entropy of the five kinds of classical template attacks for the 1<sup>st</sup> S-box are shown in Figure 3 in Appendix A.

For the 2<sup>nd</sup> S-box, we also used the actual power traces in Set A and Set B to compute the Guessing Entropy of the five kinds of reduced template attacks and the five kinds of classical template attacks similarly. The practical experiment results for the 2<sup>nd</sup> S-box which can also verify our discoveries are shown in Figure 4, Figure 5, and Table 4 in Appendix B.

The practical experiment results show that, for both reduced template attacks and classical template attacks, if the priori knowledge is more accurate, the classification performance will be better. For example, in Table 3, the Guessing Entropy of RTA-16 equals to 5.78, while the Guessing Entropy of RTA-128 reduces to 4.65. When more power traces can be obtained from the reference device, the advantages of template attacks with priori knowledge over template attacks without priori knowledge will be smaller.

## 5 Conclusion and Future Work

In this paper, we show that leaking the priori knowledge about the reference device poses serious threat to the physical security of cryptographic devices. Therefore, we suggest that the designers of a cryptographic device should take the priori knowledge into consideration when he uses template attacks to evaluate the physical security of the cryptographic device. The future work is as follows. First, our discoveries show that the approach to infer (estimate) the priori knowledge as accurately as possible is crucial and is worth being researched from the attacker’s point of view. Second, it would be interesting to research how to prevent the attacker to obtain the priori knowledge (Using countermeasures such as the random delays [11] may be a good choice.). We should also concern on how to exploit the priori knowledge to make other profiled side-channel attacks (such as stochastic model based attacks [16], PCA-based template attacks etc.) become more powerful in a reasonable way. It is also necessary to further verify our discoveries in other devices such as ASIC and FPGA.

**Acknowledgments** This work was supported by the National Basic Research Program of China (No.2013CB338003), National Natural Science Foundation of China (Nos.61472416, 61272478), and National Key Scientific and Technological Project (No.2014ZX01032401-001).

## References

1. Chari, S., Rao, J.R., Rohatgi, P.: Template Attacks. CHES2002, LNCS 2523, pp. 13-28, 2003.
2. Rechberger, C., Oswald, E.: Practical Template Attacks. WISA2004, LNCS 3325, pp. 440-456, 2004.
3. Archambeau, C., Peeters, E., Standaert, F.-X., Quisquater, J.-J.: Template Attacks in Principal Subspaces. CHES2006, LNCS 4249, pp. 1-14, 2006.
4. Choudary, O., Kuhn, M.G.: Efficient Template Attacks. CARDIS2013, LNCS 8419, pp. 253-270, 2013.
5. Standaert, F.-X., Malkin, T.G., Yung, M.: A Unified Framework for the Analysis of Side-Channel Key Recovery Attacks. EUROCRYPT2009, LNCS 5479, pp. 443-461, 2009.
6. Montminy, D.P., Baldwin, R.O., Temple, M.A., Laspe, E.D.: Improving cross-device attacks using zero-mean unit-variance normalization. *Journal of Cryptographic Engineering*, Volume 3, Issue 2, pp. 99-110, June 2013.
7. Oswald, E., Mangard, S.: Template Attacks on Masking—Resistance Is Futile. CT-RSA2007, LNCS 4377, pp. 243-256, 2007.
8. Standaert, F.-X., Archambeau, C.: Using Subspace-Based Template Attacks to Compare and Combine Power and Electromagnetic Information Leakages. CHES2008, LNCS 5154, pp. 411-425, 2008.
9. Mangard, S., Oswald, E., Popp, T.: *Power Analysis Attacks: Revealing the Secrets of Smart Cards*. Springer 2007.
10. Hanley, N., Tunstall, M., Marnane, W.P.: Unknown Plaintext Template Attacks. WISA2009, LNCS 5932, pp. 148-162, 2009.
11. Coron, J.-S., Kizhvatov, I.: Analysis and Improvement of the Random Delay Countermeasure of CHES 2009. CHES2010, LNCS 6225, pp. 95-109, 2010.
12. Durvaux, F., Renaud, M., Standaert, F.-X. et al.: Efficient Removal of Random Delays from Embedded Software Implementations Using Hidden Markov Models. CARDIS2012, LNCS 7771, pp. 123-140, 2013.
13. Lehmann, E. L., Casella, G.: *Theory of Point Estimation* (2nd ed.). Springer. ISBN 0-387-98502-6.
14. Standaert, F.-X., Gierlichs, B., Verbauwhede, I.: Partition vs. Comparison Side-Channel Distinguishers: An Empirical Evaluation of Statistical Tests for Univariate Side-Channel Attacks against Two Unprotected CMOS Devices. ICISC2008, LNCS 5461, pp. 253-267, 2009.
15. Medwed, M., Standaert, F.-X., Joux, A.: Towards Super-Exponential Side-Channel Security with Efficient Leakage-Resilient PRFs. CHES2012, LNCS 7428, pp. 193-212, 2012.
16. Schindler, W., Lemke, K., Paar, C.: A Stochastic Model for Differential Side Channel Cryptanalysis. CHES2005, LNCS 3659, pp. 30-46, 2005.
17. Ye, X., Eisenbarth, T.: Wide Collisions in Practice. ACNS2012, LNCS 7341, pp. 329-343, 2012.
18. The DPA Contest: <http://www.dpacontest.org/home/>
19. Power Analysis Attacks-Revealing the Secrets of Smartcards: <http://dpabook.org/>
20. Standaert, F.-X., Koeune, F., Schindler, W.: How to Compare Profiled Side-Channel Attacks? ACNS2009, LNCS 5536, pp. 485-498, 2009.
21. Choudary, O., Kuhn, M.G.: Template Attacks on Different Devices. COSADE2014, LNCS 8622, pp. 179-198, 2014.



## Appendix A: Practical Experiments for The 1<sup>st</sup> S-box

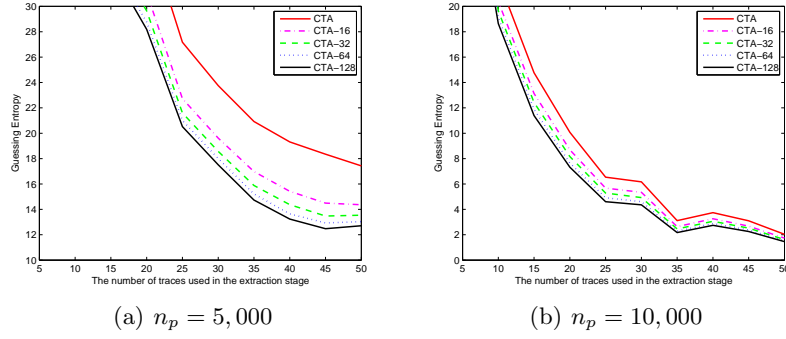


Fig. 3. The experiment results of classical template attacks for the 1<sup>st</sup> S-box

## Appendix B: Practical Experiments for The 2<sup>nd</sup> S-box

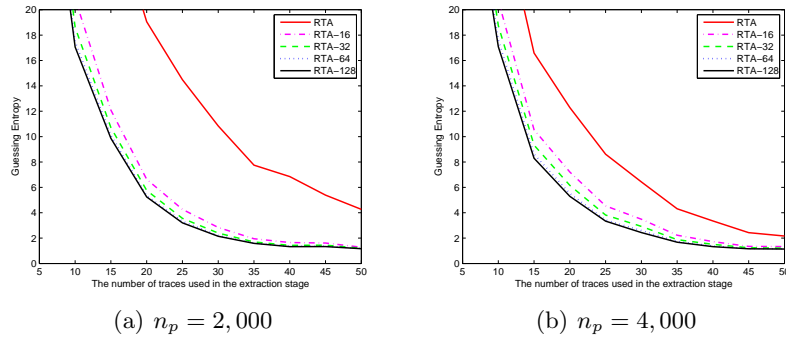
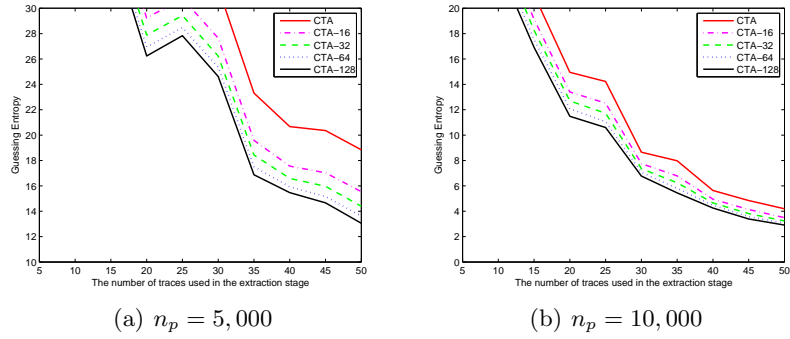


Fig. 4. The experiment results of reduced template attacks for the 2<sup>nd</sup> S-box



**Fig. 5.** The experiment results of classical template attacks for the  $2^{nd}$  S-box

**Table 4.** The experiment results of reduced template attacks for the  $2^{nd}$  S-box

$n_p = 2,000$	RTA	RTA-16	RTA-32	RTA-64	RTA-128
$n_e = 20$	19.05	6.64	5.76	5.34	5.25