

Cryptanalysis of FLEXAEAD

Mostafizar Rahman¹, Dhiman Saha², Goutam Paul¹

¹Cryptology and Security Research Unit (CSRU), R. C. Bose Center for Cryptology and Security, Indian Statistical Institute, Kolkata 700108, India
mrahman454@gmail.com, goutam.paul@isical.ac.in

²Department of Electrical Engineering & Computer Science,
Indian Institute of Technology, Bhilai 492015, India
dhiman@iitbhilai.ac.in

Abstract. This paper analyzes the internal *keyed* permutation of FLEXAEAD which is a round-1 candidate of NIST LightWeight Cryptography Competition. In our analysis, we report an iterated truncated differential leveraging on a particular property of the AES Sbox that becomes useful due to the particular nature of diffusion layer of the round function. The differential holds with a low probability of 2^{-7} for one round which allows it to penetrate the same number of rounds as claimed by the designers, but with a much less complexity. Moreover, it can be easily extended to a key-recovery attack at little extra cost. We further report a **Super-Sbox** construction in the internal permutation, which is exploited using the **Yoyo** game to devise a 6-round deterministic distinguisher and a 7-round key recovery attack for 128-bit internal permutation. Similar attacks can be mounted for the 64-bit and 256-bit variants. All these attacks are favorably compared with the existing results of the designers as well as other third party results. The iterated truncated differentials can be tweaked to mount forgery attacks similar to the ones given by Eichlseder *et al.*. Success probabilities of all the reported distinguishing attacks are shown to be high. All practical attacks have been experimentally verified. To the best of our knowledge, this work reports the first key-recovery attack on the internal *keyed* permutation of FLEXAEAD.

Keywords: Distinguisher, FLEXAEAD, Iterated Differential, Key Recovery, NIST lightweight cryptography competition, Yoyo

1 Introduction

In modern era, the aim is to connect each of the physical devices, even the miniature ones, with internet so that they can be monitored and controlled remotely for maximum utilization. These devices are powered with the ability of communicating among themselves. Such a huge interconnected system, consisting of numerous tiny devices, is not free from vulnerabilities. Moreover, security breach in such systems can be catastrophic. So, a major concern in the world of *internet-of-things* is how to provide security and privacy to each system with the constraints of limited power and area. SKINNY [BJK⁺16], PRESENT [BKL⁺07],

QARMA [Ava17], KATAN and KTANTAN [DCDK09], GIFT [BPP⁺17] are some of the block ciphers which are designed for such constrained environments. Until recently, no standardization process has been introduced (like AES Development [NISa], SHA-3 Project [NISc], CAESAR Competition [cae]) for cryptographic schemes in lightweight environments. Recently, NIST LightWeight Cryptography (LWC) competition [NISb] is a major step towards addressing these issues. There are total of 57 submissions in this competition. Apart from authenticated encryption algorithms in lightweight environment, some of the designs also comprise of hash functions. Some of them have also provided new primitives for block cipher design.

FLEXAEAD is one of the round-1 candidates proposed by Nascimento and Xexéo in NIST LWC [dNX19]. It is a family of lightweight authenticated encryption schemes with associated data. In this version, Associate Data (AD) has been included on the original variants [dN17,dNX18,dNX17]. There are mainly three variants of FLEXAEAD that have been listed with block size of 64-bit, 128-bit and 256-bit. In general, a FLEXAEAD scheme is denoted by FLEXAEAD- b , with b being the block size. The size of nonce and tag is same as block size across all variants. The length of key is 128-bit for FLEXAEAD-64 and FLEXAEAD-128 whereas it is 256-bit for FLEXAEAD-256. The nonce in FLEXAEAD is used to generate sequence numbers which are eventually XOR-ed with associated data, plaintext and intermediate-state to produce ciphertext-tag pair. The lightweight of FLEXAEAD essentially comes from the fact that for computational purposes it uses XOR operations, look-up table for substitution layer and bit reorganizations for `BlockShuffle` layer. FLEXAEAD has its own underlying block cipher; internal *keyed* permutation (PF_k) of 64-bit, 128-bit and 256-bit. We have analyzed the PF_k function and reported several results. Brief description of PF_k has been provided in Section 2.1. The PF_k with x -bit state is referred to as FLEX- x .

Existing Security Claims The designers have claimed that mounting an attack on FLEX- x based on differential and linear characteristics is more difficult than the brute force attack. According to their analysis, the probability of best differential characteristic for FLEX-64, FLEX-128 and FLEX-256 is 2^{-168} , 2^{-204} and 2^{-240} respectively. The number of chosen plaintext pairs required for a linear trail in FLEX-64, FLEX-128 and FLEX-256 are 2^{272} , 2^{326} and 2^{380} respectively [dNX19]. Eichlseder *et al.* have claimed several forgery attacks [EKS19a,EKS19b] on FLEXAEAD. They have followed several different approaches: like changing associated data, truncating ciphertexts and reordering ciphertexts. They have reported differential characteristics for 5-round FLEX-64, 6-round FLEX-128 and 7-round FLEX-256 with probability 2^{-66} , 2^{-79} and 2^{-108} respectively. They have also reported clustered characteristics for all variants of PF_k . Length extension attack based on associated data have also been shown [Meg19]. Table 1 shows the comparison of different trail probabilities re-

Table 1: Comparison of Trail Probabilities of Internal *keyed* Permutation of FLEX-AEAD

Block Size	#rounds	Trail Probability	Technique	Reference
64	5	2^{-66}	Differential Characteristics	[EKS19a]
	5	2^{-46}	Clustered Characteristics	[EKS19a]
	5	2^{-21}	Iterated Truncated Differential	This Work Section 3
	5	2^{-13}	Yoyo Game	This Work Section 4.3
128	6	2^{-79}	Differential Characteristics	[EKS19a]
	6	2^{-54}	Clustered Characteristics	[EKS19a]
	6	2^{-21}	Iterated Truncated Differential	This Work Section 3
	6	1	Yoyo Game	This Work Section 4.2
256	7	2^{-108}	Differential Characteristics	[EKS19a]
	7	2^{-70}	Clustered Characteristics	[EKS19a]
	7	2^{-21}	Iterated Truncated Differential	This Work Section 3
	9	2^{-11}	Yoyo Game	This Work Section 4.3

ported till date with the ones furnished in the current work. For uniformity, we have enlisted trail probabilities for same number of rounds.

Our Contributions First of all, we report an iterated truncated differential for all the variants of PF_k using the property of AES Difference Distribution Table (DDT) where the output difference of a byte is *confined to either upper or lower nibble*. The probability of the truncated differential for one round is 2^{-7} . Its iterative nature makes its possible to penetrate more number of rounds for all FLEX- x . These differentials are further exploited to devise key-recovery attacks on all the variants.

Next, we explore the application of the Yoyo property which has been introduced by Rønjom *et al.* [RBH17] on generic 2-round Substitution Permutation Networks and further extended on AES-based permutations and block ciphers [SRP18, BBJ⁺19]. We have been able to devise deterministic Yoyo distinguishers for 4, 6 and 8 rounds of FLEX-64, FLEX-128 and FLEX-256 respectively which are further extended by one more round to mount key recovery attacks. All key recovery attacks (reported in this work) with their respective complexities

Table 2: Comparison of Key Recovery Attacks. Encs, Decs, MAs refers to encryption queries, decryption queries and Memory Accesses respectively. For uniformity, memory accesses and memory complexity has been provided in terms of FLEX-128 state. 1 MA for FLEX-128 corresponds to 2 MA in FLEX-64 and 0.5 MA in FLEX-256. Memory complexity is also normalized by the same ratio.

Block Size	#rounds	Data Complexity		Time Complexity	Memory Complexity	Attack Type	Section No. of Current Work
		Encs	Decs	MAs			
64	7	$2^{30.5}$		$2^{34.5}$	$2^{18.5}$	Iterated Truncated Differential	3.2
	5	2^{10}	$2^{16.5}$	$2^{15.5}$	2^{10}	Yoyo Attack	4.3
128	16	$2^{93.5}$		$2^{108.5}$	$2^{20.5}$	Iterated Truncated Differential	3.2
	7	$2^{10.5}$	$2^{16.5}$	$2^{16.5}$	$2^{11.5}$	Yoyo Attack	4.3
256	21	$2^{109.5}$		$2^{125.5}$	$2^{22.5}$	Iterated Truncated Differential	3.2
	9	2^{11}	$2^{16.5}$	$2^{17.5}$	2^{13}	Yoyo Attack	4.3

are summarized in Table 2. For the iterated truncated differential, the maximum number of rounds that is penetrable for a FLEX- x variant are enlisted in the table. The attacks with practical complexities are experimentally verified. Further, we have used the iterated truncated differentials to mount forgery attacks on FLEXAEAD similar to the ones reported by Eichlseder *et al.* [EKS19a,EKS19b]. Finally, to measure the effectiveness of all distinguishers reported in this work, their theoretical success probabilities are estimated by following the approach given in [PR18]. The success probabilities are estimated to be high and some of them with practical complexities are experimentally verified.

Outline The necessary details about PF_k and Yoyo game are briefly visited in Section 2. Section 3 describes the *key*-recovery attacks based on Iterated Truncated Differential. Section 4 details the attacks based on Yoyo game. The success probabilities of distinguishing attacks and their experimental verification are illustrated in Section 5. Forgery attacks based on Iterated Differentials are described in Section 6. Finally, the concluding remarks are furnished.

2 Preliminaries

The analysis in this paper is regarding the PF_k of FLEXAEAD. So, first of all, a brief description about PF_k is given. Since a major part of this work uses the Yoyo strategy, for the sake of completeness, a brief description on Yoyo game and its relevant results are provided.

2.1 Internal *keyed* Permutation PF_k

The design strategy of PF_k follows the Feistel construction. Let, m be the number of bytes in a FLEX- x state ($m = x/8$). The state of FLEX- x is denoted by B and is divided into two equal halves: the bytes in the left half being numbered from $B[0]$ to $B[\frac{m}{2} - 1]$, and the ones on the right half from $B[\frac{m}{2}]$ to $B[m - 1]$. Each byte is divided into two parts representing the two nibbles with the upper half (upper nibble) being the most significant one. The other nibble is called as lower nibble. After the **BlockShuffle** operation, m nibbles from $B[0]$ to $B[\frac{m}{2} - 1]$ constitute the upper nibbles of each bytes whereas the nibbles from $B[\frac{m}{2}]$ to $B[m - 1]$ constitute the lower ones. The bytes at position $B[i]$ and $B[i + \frac{m}{2}]$ are referred to as a “pair of symmetric bytes”. Application of **BlockShuffle** operation on state s in r -th round is denoted by $BS^r(s)$. Fig. 1 shows the byte representation in FLEX-128 state.

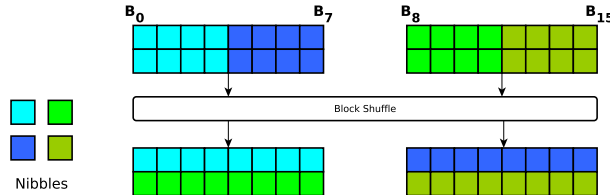


Fig. 1: Byte Representation of FLEX-128 Block Cipher

Fig. 2 shows the round function of FLEX-128. Each round of FLEX- x starts with the **BlockShuffle** operation. Then the state is bifurcated and the right half goes through subbytes operation. AES Sbox is used for byte substitution. The left half is modified by XOR-ing it with the right half and applying the subbytes operation. The modified values of left half are XOR-ed with the right half values and subbytes is applied to get new values of the right half. Then the left and right half are combined to form the new state and the next round follows. In FLEX- x there are no round keys; there are only two subkeys K_α , K_β which are used at the beginning and the end of round functions respectively. The total number of rounds for FLEX-64, FLEX-128 and FLEX-256 are 5, 6 and 7 respectively [dNX19]. In authenticated encryption modes, three PF_k are used sequentially for encrypting a block of plaintext, which makes the effective number of rounds 15, 18 and 21 in FLEXAEAD-64, FLEXAEAD-128 and FLEXAEAD-256 respectively.

Key Generation Key generation in FLEX- x uses the PF_k where the master key K is divided into two parts and used as two subkeys. State is initialized with $0^{|K|/2}$ and three times PF_k is applied to generate part of the subkey to be used for encryption of the plaintext. This process is repeated several times till required number of subkeys are obtained. Apart from the first round, each time

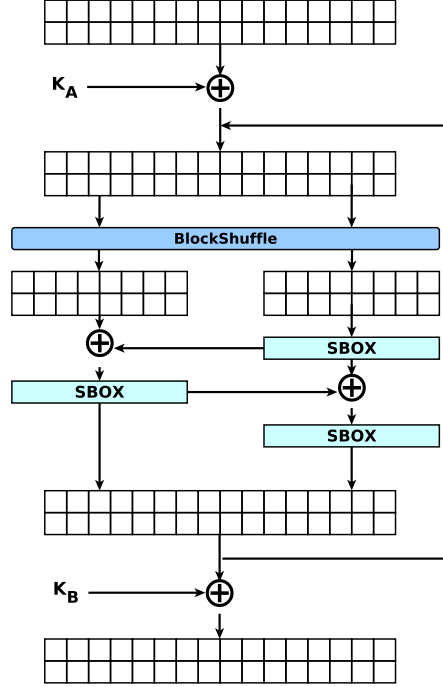


Fig. 2: Round Function of FLEX-128 Block Cipher

the state is initialized with the output of the previous round. Key generation algorithm makes it difficult to recover the master key from a known subkey. The key recovery attacks presented in this paper refers to the recovery of subkeys.

2.2 Yoyo Game

By applying the Yoyo game strategy, a deterministic distinguisher for two generic Substitution-Permutation (SP) rounds have been reported [RBH17]. This has been used to devise a 6-round FLEX-128 distinguisher and a 7-round FLEX-128 key recovery attack. To apply their results, first Zero Difference Pattern and Swapping of Words needs to be defined which were originally given in [RBH17].

Let, $F : \mathbb{F}_q^n \rightarrow \mathbb{F}_q^n$ be a permutation with $q = 2^k$ and

$$F(x) = S \circ L \circ S \circ L \circ S(x)$$

Here, S is the concatenation of several smaller SBoxes operating on elements from \mathbb{F}_q in parallel and L is the linear layer over \mathbb{F}_q^n . A *state* is defined as the vector of words $\alpha = (\alpha_0, \alpha_1, \dots, \alpha_{n-1}) \in \mathbb{F}_q^n$.

Definition 1. Zero Difference Pattern.[RBH17] Let, $\alpha \in \mathbb{F}_q^n$ for $q = 2^k$. The Zero Difference Pattern for α is

$$\nu(\alpha) = (z_0, z_1, \dots, z_{n-1}),$$

where $\nu(\alpha)$ takes values in \mathbb{F}_2^n and $z_i = 1$ if $\alpha_i = 0$ or $z_i = 0$ otherwise.

Definition 2. Swapping of Words.[RBH17] Let, $\alpha, \beta \in \mathbb{F}_q^n$ be two states and $v \in \mathbb{F}_2^n$ be a vector, then $\rho^v(\alpha, \beta)$ is a new state in \mathbb{F}_q^n created from α, β by swapping components among them. The i^{th} component of $\rho^v(\alpha, \beta)$ is defined as

$$\rho^v(\alpha, \beta)_i = \begin{cases} \alpha_i, & \text{if } v_i = 1; \\ \beta_i, & \text{if } v_i = 0. \end{cases} \quad (1)$$

The following theorem describes the deterministic distinguisher for 2 generic SP-rounds.

Theorem 1. [RBH17] Let, $p^0, p^1 \in \mathbb{F}_q^n$, $c^0 = G_2(p^0)$ and $c^1 = G_2(p^1)$. For any vector $v \in \mathbb{F}_2^n$, $c'^0 = \rho^v(c^0, c^1)$ and $c'^1 = \rho^v(c^1, c^0)$. Then

$$\nu(G_2^{-1}(c'^0) \oplus G_2^{-1}(c'^1)) = \nu(p'^0 \oplus p'^1) = \nu(p^0 \oplus p^1).$$

The notion behind devising such distinguisher is to choose a plaintext pair according to some Zero Difference Pattern and query those pairs to the cipher to obtain a ciphertext pair. Words are swapped between the two ciphertexts on the basis of substitution layer to produce modified ciphertexts which are queried to obtain new pair of plaintexts. Theorem 1 states that Zero Difference Pattern of the original plaintext pair and the modified plaintext pair should be same if the cipher is of form $S \circ L \circ S$. In the following section, details regarding iterated truncated differential attacks on PF_k are discussed.

3 Iterated Truncated Differential Attacks on PF_k

Differential of iterative characteristics can be easily exploited to penetrate full rounds of a cipher. The fundamental strategy behind devising an iterated differential is to choose the output differential in a way such that after some operations the input differential can be produced easily. Recently, a deterministic iterated differential has been reported for SNEIK permutation [Per19]. Earlier, Alkhzaimi *et al.* have reported such differentials for SIMON family of block ciphers [AL13]. In this work, iterated differential in truncated form have been considered. First of all, a particular property of AES Sbox which have been exploited needs to be discussed.

Property of AES DDT Table From AES DDT table it has been observed that the number of randomly chosen input differences that map to output differences, such that the non-zero bits in each output difference are confined to the upper nibble is 4096. Same is true if they are confined to the lower nibble. In other words,

$$\left| \left\{ (x_1, x_2) \mid (S(x_1) \oplus S(x_2)) \ \& \ \text{0xf0} = 0, \forall x_1, x_2 \in \mathbb{F}_{2^8} \right\} \right| = 4096$$

$$\left| \left\{ (x_1, x_2) \mid (S(x_1) \oplus S(x_2)) \ \& \ \text{0x0f} = 0, \forall x_1, x_2 \in \mathbb{F}_{2^8} \right\} \right| = 4096$$

S is the AES Sbox. Therefore, with probability $\frac{4096}{2^{16}} = 2^{-4}$ a random input difference transits to upper nibble in the output difference. With same probability, random input difference transits to lower nibble. The way this property is exploited to devise iterated truncated differential is provided in the next subsection.

3.1 One Round Probabilistic Iterated Truncated Differential

Refer to Fig. 3 for the iterated differential of FLEX-128. In X_1 , keeping the difference in $B[0]$ ensures that in Y_1 difference are in $B[0]$ and $B[8]$. With probability 2^{-7} both differences are confined in either upper nibble or lower nibble in those bytes. Therefore, after **BlockShuffle** only one byte is active in X_2 . In X_2 the active byte can be either $B[0]$ or $B[1]$, depending on whether the upper or lower nibbles in Y_1 are active. Similar kinds of iterated truncated differential with same probability exists for FLEX-64 and FLEX-256. Now, how these one round differentials are exploited to penetrate more number of rounds is discussed.

Application to Variants of PF_k The one round iterated truncated differential can be applied to all the versions of PF_k. The iterated differential occurs with probability 2^{-7} . Depending on the blocksize, last few rounds can be made free as no byte to nibble transition is needed for those rounds.

Let, the iterated truncated differential is kept free for last f rounds for FLEX- x . Then the probability of the trail is $2^{-7 \times (r-f)}$. For uniform random discrete distribution, the same event will occur with probability $2^{-8 \times (\frac{x}{8} - 2^f)} = 2^{-(x-8*2^f)}$. For devising a distinguisher for x -bit flex,

$$2^{-7 \times (r-f)} > 2^{-(x-8*2^f)}$$

$$\implies r < \frac{(x - 8 * 2^f)}{7} + f \quad (2)$$

Then, the probability of the iterated truncated differential trail for r -round FLEX- x is $2^{-7 \times (r-f)}$. Table 3 shows the trail probabilities for different FLEX- x . r_{max} denotes the maximum number of rounds reachable under the constraints of fixed f . Table 4 compares the differential probabilities claim of the designers with our claim using the iterated differential. \mathcal{P}_D denotes the designers claim whereas \mathcal{Q}_D denotes our claim.

Another aspect of such kind of trails is the position of active byte in each round. As mentioned in 3.1, if $B[0]$ is active in X_0 , then either $B[0]$ or $B[1]$ is active in X_2 . If $B[1]$ is active in X_2 , then either $B[2]$ or $B[3]$ is active in X_3 . In general, for FLEX- x if $B[m]$ or $B[\frac{x}{2 \times 8} + m]$ is active in X_i , then either $B[2m]$ or $B[2m + 1]$ is active in $X_{(i+1)}$. Now, the mechanism of transforming these distinguishers to key recovery attacks is detailed.

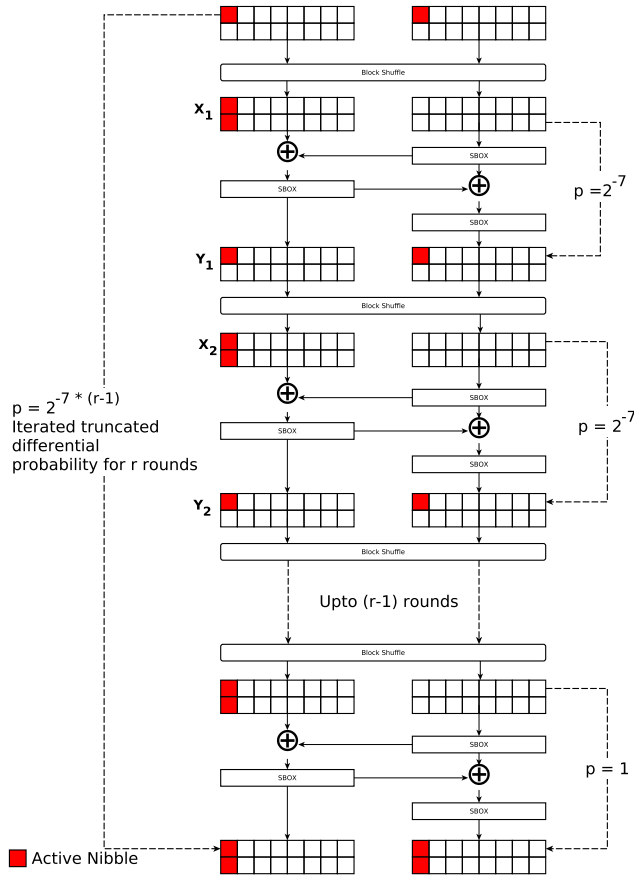


Fig. 3: Iterated Truncated Differential with One-round probability of 2^{-7} . Note that the key-addition is not shown, since it has no effect on the trail

3.2 Key Recovery Using Iterated Truncated Differential

At the end of each round, difference in a pair of symmetric bytes after Sbox transits to same nibble with probability 2^{-7} . This has been used as a filtering technique to eliminate wrong key bytes. Let, the first subkey, K_α for FLEX-128 is being recovered. Using iterated truncated differential for r rounds a right pair can be identified with probability $2^{-7 \times (r-f)}$, where f is number free rounds. Suppose, in the right pair the initial difference is in $B[i]$ and $B[i + 8]$. So, we guess key byte $K_\alpha[i]$ and $K_\alpha[i + 8]$. There are 2^{16} possible guesses and these are used to verify whether at the end of first round byte to nibble transition occur. Out of 2^{16} , 2^9 key-byte candidates remain. For further filtering, two more right pairs are used. The second right pair reduces the candidate numbers to 2^2 . After filtering using three different right pairs, it is expected only one candidate should remain for the key byte pair $(2^{16} \times (2^{-7})^3 = 2^{-5} < 1)$. For the remaining

Table 3: Iterated Differential Trails

Block Size	f	r_{max}	Trail Probability
64	1	7	2^{-42}
	2	6	2^{-28}
128	1	16	2^{-105}
	2	15	2^{-91}
	3	12	2^{-63}
256	1	21	2^{-140}
	2	21	2^{-123}
	3	21	2^{-126}
	4	21	2^{-119}

Table 4: Comparison of Differential Probabilities

BlockSize	#Rounds	Active Sboxes	\mathcal{P}_D^\dagger	\mathcal{Q}_D^*
64	15	28	2^{-168}	2^{-98}
128	18	34	2^{-204}	2^{-119}
256	21	40	2^{-240}	2^{-119}

† Probability of the classical differential trail claimed by the designers

* Probability of the iterated truncated differential trail

symmetric key bytes, the procedure is repeated for 7 more times. At the end, it is expected that only one key candidate should pass the test. The other subkeys can be recovered in same way (After recovering the first subkey, the value of plaintexts are exactly known till second subkey whitening). Same key recovery attacks are applicable for FLEX-64 and FLEX-256. In the next subsections, details about complexities of all attacks and experimental verification of practical ones are provided.

3.3 Complexity Evaluation

Distinguisher To distinguish iterated truncated differential for r rounds, $2^{7 \times (r-f)}$ number of plaintext pairs are required, where f is the number of free rounds at the end. In devising the distinguishers, difference can be kept in 2 bytes only in X_1 , which yields $\binom{2^{16}}{2} \approx 2^{31}$ pairs of plaintexts. For distinguishers requiring more than 2^{31} pairs, a different set of states is needed. So, the data complexity is $\frac{2^{7 \times (r-f)}}{2^{31}} \times 2^{16} = \frac{2^{7 \times (r-f)}}{2^{15}}$ encryption queries. Time complexity involves the memory accesses required to compute the specified collisions, which is the number of plaintext pairs needed, i. e., $2^{7 \times (r-f)}$. Memory complexity is 2^{16} FLEX- x states, which is the memory required for storing different states.

Consider a particular case for 21-round FLEX-256. According to Inequality 2, the value of f can be set to 4. For this case

1. Data Complexity is $\frac{2^{7 \times 17}}{2^{15}} = 2^{104}$ encryption queries..
2. Time Complexity is 2^{119} memory accesses.
3. Memory Complexity is 2^{16} FLEX-256 states = 2^{17} FLEX-128 states.

Key Recovery Complexities of key recovery attack of FLEX- x depends on distinguisher. To recover each pair of key-byte, three different right pairs are required. This procedure also needs to be repeated $\frac{x}{16}$ times for recovering the full key. Therefore, data complexity, time complexity and memory complexity of distinguisher needs to be multiplied by a factor of $3 \times \frac{x}{16}$. Moreover, candidate key-byte recovery for each pair of byte can be computed in parallel. To recover the other subkey, a plaintext, ciphertext pair (p_1, c_1) is chosen and PF_k round functions till the second subkey whitening is computed offline and XOR-ed with c_1 . So, the complexities of r -round FLEX- x with f free rounds are-

1. Data Complexity is $3 \times \frac{x}{16} \times \frac{2^{7 \times (r-f)}}{2^{15}}$ encryption queries.
2. Time Complexity is $3 \times \frac{x}{16} \times 2^{7 \times (r-f)}$ memory accesses.
3. Memory Complexity is $3 \times \frac{x}{16} \times 2^{16}$ FLEX- x states.

The complexities of particular cases for 7-round FLEX-64 with $f=1$, 16-round FLEX-128 with $f=1$ and 21-round FLEX-256 with $f=4$ have been listed in Table 2.

3.4 Experimental Verification

The key recovery attack using iterated differentials have been experimentally verified for 8 rounds FLEX-128 with $f=3$. The attack initiates after a key is chosen randomly. The number of key candidates after using the first right pairs for each pair of symmetric bytes (from $(K_\alpha[0], K_\alpha[8])$ to $(K_\alpha[7], K_\alpha[15])$) are 316, 520, 632, 448, 568, 484, 368 and 356 respectively. It conforms to the theoretical analysis, which states that the number of candidates should be around 2^9 . After using the second right pairs, the number of candidates is reduced to 2, 12, 4, 4, 6, 5, 2 and 5 respectively which is close to the theoretical value of 2^2 . The third right pair reduces the number for all pair of bytes to 1. The key recovery attack correctly recovers the subkeys.

In the next section, details regarding attacks on PF_k using Yoyo game strategy are provided.

4 Yoyo Attacks on PF_k

The Yoyo distinguishing attack has been briefly described in Section 2.2. First, the result of Yoyo game on 2-generic SP rounds have been applied for devising

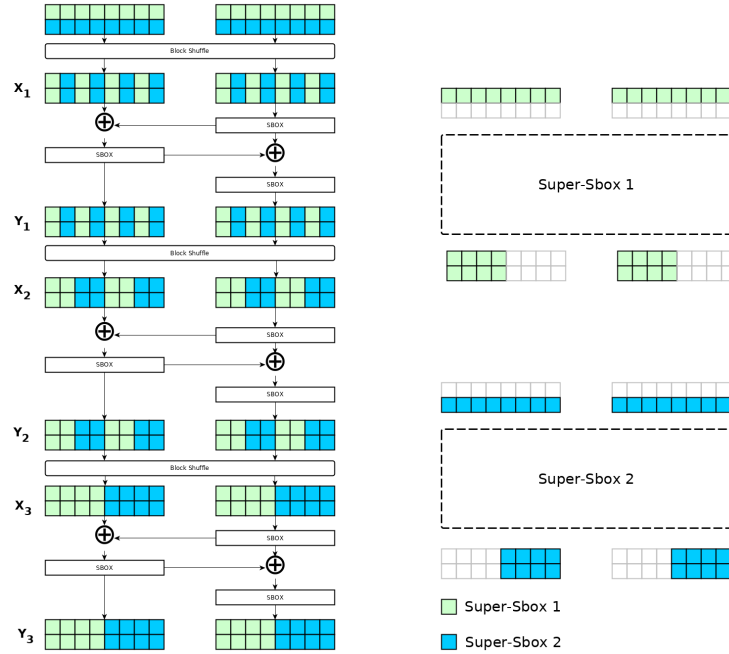


Fig. 4: Super-Sbox of FLEX-128 Block Cipher

r -round FLEX- x deterministic distinguisher. Then cipher specific properties have been exploited to penetrate one more extra round and recover the key. Here, r is 4, 6 and 8 for FLEX-64, FLEX-128 and FLEX-256 respectively. First, details about Super-Sbox of FLEX- x is given.

4.1 Super-Sbox

Refer to Fig. 4 for the Super-Sbox construction in FLEX-128 block cipher. Consider the bytes $\{B[0], B[2], \dots, B[7]\}$ at X_1 . Due to round function, only the symmetric bytes affect each other. So, in Y_1 every symmetric bytes depends on every symmetric bytes at X_1 . Due to BS^2 , $B[2i], B[2i+8]$ ($0 \leq i \leq 3$) from Y_1 constitutes the $B[4i], B[4i+1]$ ($0 \leq i \leq 3$) at X_2 . Due to application of BS^3 , $\{B[2i], B[2i+1], B[2i+8], B[2i+9]\}$, ($0 \leq i \leq 1$) at Y_2 affects $\{B[8i], B[8i+1], B[8i+2], B[8i+3]\}$, ($0 \leq i \leq 1$) at X_3 . This constitutes a Super-Sbox which spans over 2.5 rounds (omitting the initial BlockShuffle). There are two 64-bit Super-Sbox in the FLEX-128 state. In similar way, FLEX-64 and FLEX-256 has 32-bit and 128-bit Super-Sbox which span over 1.5 and 3.5 rounds respectively. In the next subsection, how these Super-Sboxes are used to design deterministic Yoyo distinguishers is discussed.

4.2 Deterministic Distinguisher for r -round FLEX- x

In devising this distinguisher, theorem 1 have been used directly. For this purpose, the $S \circ L \circ S$ layers need to be identified in this construction. The S here corresponds to `Super-Sbox` described in Section 4.1 whereas the L corresponds to the `BlockShuffle` layer. A pair of plaintexts is chosen such that only one of the `Super-Sbox` is active at X_1 . Yoyo game is played using these two plaintexts to obtain new pair of texts. The same `Super-Sbox` should be active in the new pair of texts and the other should be inactive. For a uniform random discrete distribution, this occurs with probability $\frac{1}{2^{\frac{r}{2}}}$. Next, attack procedures and their corresponding complexities are provided. In attack procedure, steps pertaining to FLEX-128 has been described. Same attack strategy follows for FLEX-64 and FLEX-256.

Attack Procedure

1. Choose two 128-bit plaintexts p_1, p_2 such that, $wt(\nu(p_1 \oplus p_2)) = 1$. Inverse `BlockShuffle` is applied to p_1, p_2 and then they are queried to encryption oracle to obtain c_1, c_2 .
2. As there is two `Super-Sboxes`, so only one swapping is possible. One of the `Super-Sbox` is swapped between c_1 and c_2 to form c'_1, c'_2 , which are queried to decryption oracle and p'_1, p'_2 is obtained.
3. Check whether $wt(\nu(BS(p'_1) \oplus BS(p'_2))) = 1$ or not. If it is 1, then distinguish it as FLEX-128; otherwise it is a random permutation.

Complexity Evaluation The attack needs 2 encryption queries and 2 decryption queries; its time complexity is 2 `BlockShuffle` , 2 inverse `BlockShuffle` operation and 2 FLEX-128 state XOR, and the memory complexity is negligible.

4.3 Key Recovery for $(r + 1)$ -round FLEX- x

For attacking $(r + 1)$ -round FLEX- x , Yoyo distinguishing attack on r -round is composed with the one round trail of iterated truncated differential. The attack for FLEX-128 is shown in Fig. 5. With probability 2^{-7} only one `Super-Sbox` is active at X_2 . By virtue of Yoyo game, only one `Super-Sbox` should be active in W_2 . Due to inverse `BlockShuffle` , the differences should be confined to either upper nibbles or lower nibbles in Z_1 ; the other half should be free. With probability 2^{-8} , two symmetric bytes become free at Z_1 . There are 8 (4 and 16 for FLEX-64 and FLEX-256 respectively) choices for symmetric byte positions which increases the probability to 2^{-5} (2^{-6} and 2^{-4} for FLEX-64 and FLEX-256). Therefore, at the cost of 2^{-12} , two symmetric bytes become free for the 7-round FLEX-128. Probability of the same event for 5-round FLEX-64 and 9-round FLEX-256 is 2^{-13} and 2^{-11} respectively. Now, the attack steps of FLEX-128, it's corresponding complexities and experimental verifications are discussed.

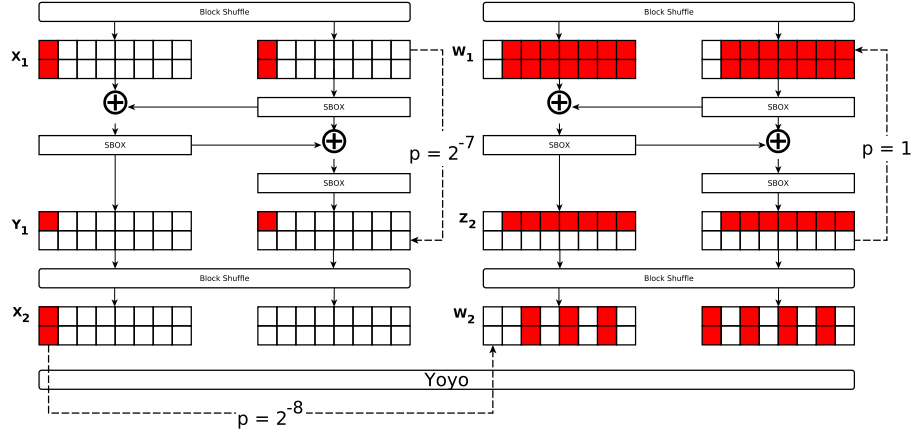


Fig. 5: 7-round Yoyo Distinguisher for FLEX-128

Attack Procedure

1. Choose 2^6 plaintexts such that they differ only in $B[0]$ and $B[8]$. Apply inverse **BlockShuffle** on them and query them to encryption oracle to obtain corresponding ciphertexts. Consider all ciphertext pairs, swap bytes between them according to the **Super-Sbox** output and query them to the decryption oracle to obtain new pairs of plaintexts. Check whether the pair has a pair of free symmetric bytes. At least one such pair is expected.
2. Repeat step 1 two more times to obtain two more right pairs. Let, (c_1, c_2) , (c_3, c_4) and (c_5, c_6) be such pairs and their corresponding plaintexts are (p_1, p_2) , (p_3, p_4) and (p_5, p_6) . After byte swapping, (c_1, c_2) , (c_3, c_4) and (c_5, c_6) becomes (c'_1, c'_2) , (c'_3, c'_4) and (c'_5, c'_6) . **BlockShuffle** is applied on the decrypted value of these modified ciphertexts to obtain (p'_1, p'_2) , (p'_3, p'_4) and (p'_5, p'_6) .
3. Guess key bytes 0 and 8 for K_α , run one round encryption for p'_1, p'_2 and observe whether same nibble in $B[0]$ and $B[8]$ remains free or not for the pair. Using nibble transition, out of 2^{16} candidates, 2^7 are filtered out. Then the remaining two right pairs subsequently reduces the number of candidates for $K_\alpha[0]$ and $K_\alpha[8]$ to 2^2 and 1 respectively.
4. For the remaining 7 symmetric pairs of bytes, step 3 is repeated 7 more times. At the end 1 key candidates are expected for K_α . For each K_α , K_β is computed by using a plaintext-ciphertext pair. If there are more than one K_α, K_β pair, they are exhaustively tried for finding the right key candidate.

Complexity Evaluation Let, probability of the event that “two symmetric bytes become free” is 2^{-p} . So, for retrieving a right pair, $2^{\frac{p}{2}}$ encryption queries and 2^p decryption queries are required. For guessing each pair of key byte, 3 such right pairs are needed and to recover the key, this process need to be repeated $\frac{x}{16}$

times. Therefore, data complexity of the attack is $\frac{3 \times x}{16} \times 2^{\frac{p}{2}}$ encryption queries and $\frac{3 \times x}{16} \times 2^p$ decryption queries.

Time complexity is $\frac{3 \times x}{16} \times 2^p$ memory accesses for retrieving the stored ciphertexts.

Memory complexity is $\frac{3 \times x}{16} \times 2^{\frac{p}{2}+1}$ FLEX- x states for storing the plaintexts and ciphertexts.

The complexities of 7-round FLEX-128 key recovery attack are-

1. Data Complexity is $24 \times 2^6 \approx 2^{10.5}$ encryption queries and $24 \times 2^{12} \approx 2^{16.5}$ decryption queries.
2. Time Complexity is $2^{16.5}$ memory accesses.
3. Memory Complexity is $2^{11.5}$ FLEX-128 states.

Experimental Verification The Yoyo attack for 7-round FLEX-128 has been experimentally verified. Initially the oracle chooses a master key randomly and computes the subkeys. Adversarial algorithm queries according to attack steps in Section 4.3 and retrieves right pairs. The number of key candidates corresponding to each symmetric bytes (from $(K_\alpha[0], K_\alpha[8])$ to $(K_\alpha[7], K_\alpha[15])$) after filtering with first right pairs are 502, 618, 546, 496, 510, 486, 552 and 538 respectively. The second right pairs further reduces it to 6, 7, 6, 7, 7, 3, 3 and 5. The third pairs reduces all these values to 1. These reduction in the number of key candidates using right pairs conforms to the theoretical analysis. At last, the algorithm successfully recovers the subkeys.

In the next section, we discuss the success probability of distinguishing attacks reported in this work.

5 Success Probability of Distinguishing Attacks

The effectiveness of an attack depends on its success probability. First, success probability of all reported distinguishers are computed. Then, success probability of practical ones are experimentally verified. To deduce the theoretical estimation of success probabilities, the following theorem from [PR18] has been applied.

Theorem 2. [PR18] *Suppose, the event e happens in uniform random bitstream with probability p and in keystream of a stream cipher with probability $p(1+q)$. Then the data complexity of the distinguisher with false positive and false negative rates α and β is given by*

$$n > \frac{\left(\kappa_1 \sqrt{1-p} + \kappa_2 \sqrt{(1+q)(1-p(1+q))} \right)^2}{pq^2} \quad (3)$$

where $\Phi(-\kappa_1) = \alpha$ and $\Phi(\kappa_2) = 1 - \beta$.

For computing success probability, we consider $\kappa_1 = \kappa_2$ in theorem 2, which gives us $\alpha = \beta$. Then the success probability is given by $(1 - \beta)$. Note that, in the theorem data complexity essentially refers to sample complexity. Table 5 lists success probabilities of different distinguishers presented in this paper.

Table 5: Success Probabilities of Various Distinguishers

Distinguisher Type	Block Size	f	#rounds	$p \times (1 + q)$	p	Success Probability
Iterated	64	1	7	2^{-42}	2^{-48}	0.8
	128	1	16	2^{-105}	2^{-112}	0.82
	256	4	21	2^{-119}	2^{-192}	0.84
Yoyo	64	n/a	5	2^{-13}	2^{-14}	0.61
	128	n/a	7	2^{-12}	2^{-13}	0.61
	256	n/a	9	2^{-11}	2^{-12}	0.61

Table 6: Confusion Matrix of \mathcal{C} and \mathcal{R}

Actual \ Observed	\mathcal{C}	\mathcal{R}
\mathcal{C}	$o_c - n_{FP}$	n_{FN}
\mathcal{R}	n_{FP}	$o_r - n_{FN}$

Experimental Verification For experimental verification of success probabilities, the strategy from [SRP18] has been followed. First, consider a blackbox which can act as either a cipher \mathcal{C} or a uniform discrete random permutation \mathcal{R} . Then the experiment is run two times in the following ways:

1. Consider the blackbox as \mathcal{C} and repeat the experiment a_c times.
2. Consider the blackbox as \mathcal{R} and repeat the experiment a_r times.

Let, out of $(a_c + a_r)$ experiments, distinguisher decides it as \mathcal{C} o_c times and as \mathcal{R} o_r times. n_{FP} and n_{FN} denotes the number of false positives and false negatives respectively. Based on this parameters, the confusion matrix is shown in Table 6.

Then the success probability is calculated by:

$$\begin{aligned}
 Pr[Success] &= \frac{(o_c - n_{FP}) + (o_r - n_{FN})}{o_c + o_r} \\
 &= \frac{(o_c - n_{FP}) + (o_r - n_{FN})}{a_c + a_r}.
 \end{aligned}$$

Trade-off between Success Rate and Free Rounds The iterated truncated differentials can have different number of free rounds at the end. More number of free rounds reduces the trail complexity at the expense of success rate. For analysis, consider the case pertaining to 6-round FLEX-64 with number of free rounds 1 and 2. The success rate for both cases is listed in Table 8. Figure 6 and 7 shows the success probabilities under different number of free rounds.

Table 7: Experimental Verification of Success Probability

Distinguisher	#rounds	f	# n	Blackbox	Detected as \mathcal{C}	Detected as \mathcal{R}	Experimental Success Probability	Estimated Success Probability
FLEX-64	5	2	100	FLEX-64	65	35	0.8	0.83
				\mathcal{R}	5	95		
FLEX-64	6	2	100	FLEX-64	79	21	0.76	0.77
				\mathcal{R}	27	73		

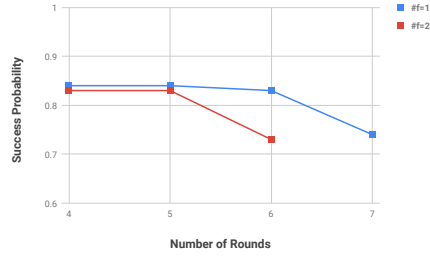
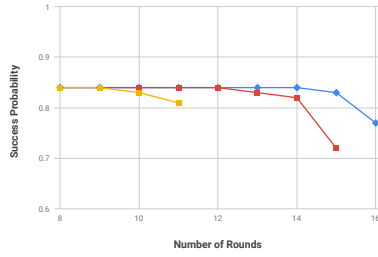


Fig. 6: Success Probability of FLEX-128 Fig. 7: Success Probability of FLEX-64

Table 8: Comparison of Success Rate for FLEX-64

f	#rounds	$p \times (1 + q)$	p	Success Probability
1	6	2^{-35}	2^{-48}	0.83
2	6	2^{-28}	2^{-32}	0.77

For 21-round FLEX-128, number of free rounds can take any value between 1 and 4. For each of the cases, theoretical estimation of success probability is almost equal. The estimated success probabilities has been shown in Table 9. The difference between the distribution of random bitstream and 21-round FLEX-128 for each case is so huge, that it has negligible effect on the success probability.

In the following section, we show how to mount forgery attacks on FLEX-AEAD variants using the idea of iterated truncated differentials.

6 Forgery Attacks on FLEXAEAD

Eichlseder *et al.* have shown forgery attacks on FLEXAEAD by applying several strategies [EKS19a]. All those strategies are also applicable using the differentials described in this paper. The main difference between these two approaches

Table 9: Comparison of Success Rate for FLEX-256

f	$p \times (1 + q)$	p	Success Probability
1	2^{-140}	2^{-240}	0.84
2	2^{-133}	2^{-224}	0.84
3	2^{-126}	2^{-208}	0.84
4	2^{-119}	2^{-192}	0.84

are differential characteristics for the sequence generation. First, the differential characteristics for the sequence generation step is shown.

6.1 Differential Characteristics in Sequence Generation

A sequence of bits is used by FLEXAEAD for authenticated encryption. These sequences are generated by using PF_k , with initial state being the nonce. For details on sequence generation refer to [dNX19]. The difference between two consecutive sequence number is that their last call to PF_k differ by a INC32 call. INC32 is a 32-bit word operation which acts as an XOR operation with probability 2^{-1} .

Consider, m 32-bit words in a r -round FLEX- x state. Due to INC32 with probability 2^{-m} , m nibbles at $\frac{m}{2}$ symmetric positions become active between two subsequent sequence generation steps. Due to BlockShuffle , those m active nibbles is converted to $\frac{m}{2}$ active bytes which occupies $\frac{m}{4}$ symmetric positions. In the next round, those active bytes transits to $\frac{m}{8}$ symmetric positions ($\frac{m}{4}$ active bytes) at the cost of 2^{-2m} . In the next round, $\frac{m}{16}$ symmetric positions get occupied at the cost of 2^{-m} . After repeating the process, $(\log_2(m) - 2)$ times, only one symmetric position remains occupied by the active byte. For the rest $(r - \log_2(m) + 2)$ rounds, with probability 2^{-8} for each round the position of two active nibbles in the output get fixed (Note that, in the iterated truncated differential, the position of active is not fixed and that is why probability of 2^{-7} is paid). With 2^{-8} probability the value of the active nibbles can be fixed to a specific value.

By following the approach, difference of two consecutive sequence numbers can be fixed to a specific value with probability 2^{-50} for FLEXAEAD-64, 2^{-60} for FLEXAEAD-128 and 2^{-80} for FLEXAEAD-256 (Corresponding complexities of forgery attacks are computed by taking the inverse of these probabilities). Differential characteristics of sequence generation for FLEXAEAD-128 is shown in Fig 8. Once the output difference value is fixed, the techniques (*Changing Associated Data*, *Truncating Ciphertext*, *Reordering Ciphertext*) in [EKS19a] can be applied to forge ciphertext-tag pair. Comparison between several approaches regarding forgery attack is enlisted in Table 10.

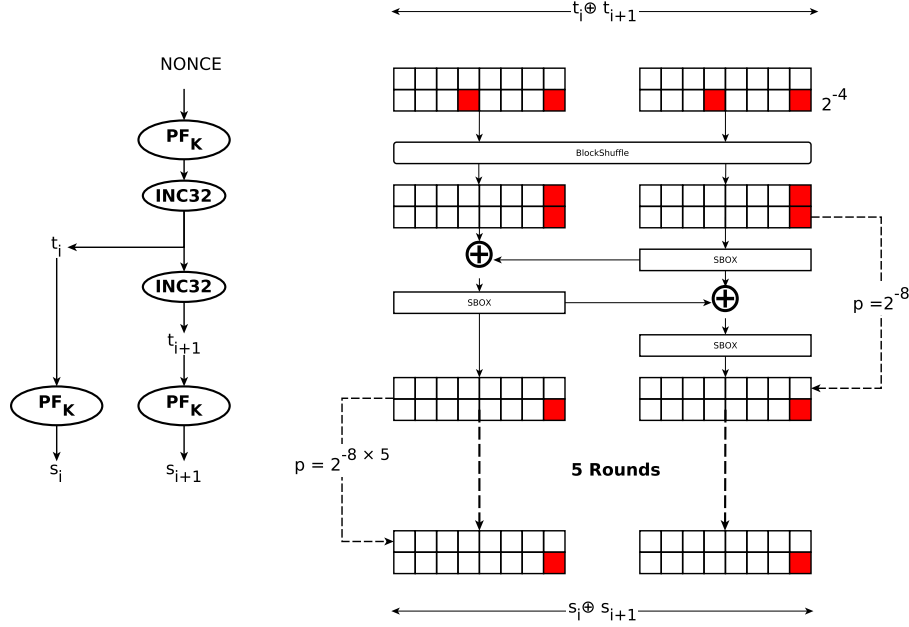


Fig. 8: Differential Characteristics of Sequence Generation for FLEXAEAD-128. Note that, plaintext difference or associated data difference can cancel out difference in $S_i \oplus S_{i+1}$ with probability 2^{-8} .

Table 10: Comparison of Forgery Attacks on FLEXAEAD

Scheme	Complexity	Technique	Reference
FLEXAEAD-64	2^{50}	<i>Changing Associated Data/ Truncating Ciphertext/ Reordering Ciphertext</i>	Current Work
	2^{46}		[EKS19a]
FLEXAEAD-128	2^{60}		Current Work
	2^{54}		[EKS19a]
FLEXAEAD-256	2^{80}		Current Work
	2^{70}		[EKS19a]

7 Conclusion

In this work, we analyzed all variants of PF_k of FLEXAEAD. We reported a one round differential characteristic of PF_k , which due to of its iterative nature was exploited to penetrate a large number of rounds. We also showed that the generalized Yoyo distinguishing attack on SPN ciphers was applicable for PF_k . While deploying Yoyo attack, a Super-Sbox construction of 1.5, 2.5 and 3.5 rounds in 64-bit, 128-bit and 256-bit PF_k respectively was reported. All these

attacks were easily exploited to recover the subkeys. In addition, the iterated truncated differential attack strategy was applied on the nonce-based sequence number generator which was exploited to devise similar kind of forgery attacks on FLEXAEAD as given by Eichlseder *et al.* [EKS19a]. The success probability of all distinguishing attacks were shown to be high. All attacks reported in this work with practical complexities were experimentally verified (the code of all practical attacks are available anonymously online¹).

References

- [AL13] Hoda A. Alkhzaimi and Martin M. Lauridsen. Cryptanalysis of the SIMON Family of Block Ciphers. Cryptology ePrint Archive, Report 2013/543, 2013. <https://eprint.iacr.org/2013/543>.
- [Ava17] Roberto Avanzi. The QARMA Block Cipher Family. Almost MDS Matrices Over Rings With Zero Divisors, Nearly Symmetric Even-Mansour Constructions With Non-Involutory Central Rounds, and Search Heuristics for Low-Latency S-Boxes. *IACR Transactions on Symmetric Cryptology*, 2017(1):4–44, Mar. 2017.
- [BBJ⁺19] Subhadeep Banik, Jannis Bossert, Amit Jana, Eik List, Stefan Lucks, Willi Meier, Mostafizar Rahman, Dhiman Saha, and Yu Sasaki. Cryptanalysis of ForkAES. In *Applied Cryptography and Network Security - 17th International Conference, ACNS 2019, Bogota, Colombia, June 5-7, 2019, Proceedings*, pages 43–63, 2019.
- [BJK⁺16] Christof Beierle, Jérémy Jean, Stefan Kölbl, Gregor Leander, Amir Moradi, Thomas Peyrin, Yu Sasaki, Pascal Sasdrich, and Siang Meng Sim. The SKINNY Family of Block Ciphers and Its Low-Latency Variant MANTIS. In *CRYPTO*, 2016.
- [BKL⁺07] A. Bogdanov, L. R. Knudsen, G. Leander, C. Paar, A. Poschmann, M. J. B. Robshaw, Y. Seurin, and C. Vikkelsoe. PRESENT: An Ultra-Lightweight Block Cipher. In Pascal Paillier and Ingrid Verbauwhede, editors, *Cryptographic Hardware and Embedded Systems - CHES 2007*, pages 450–466, Berlin, Heidelberg, 2007. Springer Berlin Heidelberg.
- [BPP⁺17] Subhadeep Banik, Sumit Kumar Pandey, Thomas Peyrin, Yu Sasaki, Siang Meng Sim, and Yosuke Todo. GIFT: A Small Present - Towards Reaching the Limit of Lightweight Encryption. In *CHES*, 2017.
- [cae] CAESAR Competition. <https://competitions.cr.yt.to/caesar.html>.
- [DCDK09] Christophe De Cannière, Orr Dunkelman, and Miroslav Knežević. KATAN and KTANTAN — A Family of Small and Efficient Hardware-Oriented Block Ciphers. In Christophe Clavier and Kris Gaj, editors, *Cryptographic Hardware and Embedded Systems - CHES 2009*, pages 272–288, Berlin, Heidelberg, 2009. Springer Berlin Heidelberg.
- [dN17] E.M. do Nascimento. *Algoritmo de Criptografia Leve com Utilizao de Autenticacao*. PhD thesis, Instituto Militar de Engenharia, Rio de Janeiro, 2017.
- [dNX17] Eduardo Marsola do Nascimento and José Antônio Moreira Xexéo. A flexible authenticated lightweight cipher using Even-Mansour construction. In *IEEE International Conference on Communications, ICC 2017, Paris, France, May 21-25, 2017*, pages 1–6, 2017.

¹ <https://drive.google.com/open?id=1GiIIAY5AoeMwW7OAh3nSAVsmtx1h5Qix>

- [dNX18] Eduardo Marsola do Nascimento and José Antônio Moreira Xexéo. A Lightweight Cipher with Integrated Authentication. In *CONCURSO DE TESES E DISSERTAÇÕES - SIMPÓSIO BRASILEIRO EM SEGURANÇA DA INFORMAÇÃO E DE SISTEMAS COMPUTACIONAIS (SBSEG)*, 18., 2018, 2018.
- [dNX19] Eduardo Marsola do Nascimento and José Antônio Moreira Xexéo. FlexAEAD -A Lightweight Cipher with Integrated Authentication. “<https://csrc.nist.gov/CSRC/media/Projects/Lightweight-Cryptography/documents/round-1/spec-doc/FlexAEAD-spec.pdf>”, 2019.
- [EKS19a] Maria Eichlseder, Daniel Kales, and Markus Schofnegger. Forgery Attacks on FlexAE and FlexAEAD. Cryptology ePrint Archive, Report 2019/679, 2019. <https://eprint.iacr.org/2019/679>.
- [EKS19b] Maria Eichlseder, Daniel Kales, and Markus Schofnegger. OFFICIAL COMMENT: FlexAEAD. Posting on the NIST LWC mailing list. “<https://groups.google.com/a/list.nist.gov/d/msg/lwc-forum/cRjs9x43G2I/KsBQLdDODAAJ>”, 2019.
- [Meg19] Alexandre Mege. OFFICIAL COMMENT: FLEX-AEAD. Posting on the NIST LWC mailing list. “<https://groups.google.com/a/list.nist.gov/d/msg/lwc-forum/DPQVEJ5oBeU/YXW0QjfbQAJ>”, 2019.
- [NISa] National Institute of Standards and Technology (NIST): AES Development (1997). “<https://csrc.nist.gov/projects/cryptographic-standards-and-guidelines/archived-crypto-projects/aes-development>”.
- [NISb] National Institute of Standards and Technology (NIST): Lightweight cryptography standardization process (2019). “<https://csrc.nist.gov/projects/lightweight-cryptography>”.
- [NISc] National Institute of Standards and Technology (NIST): SHA-3 Standardization Process (2007). “<https://csrc.nist.gov/projects/hash-functions/sha-3-project>”.
- [Per19] Léo Perrin. Probability 1 Iterated Differential in the SNEIK Permutation. Cryptology ePrint Archive, Report 2019/374, 2019. <https://eprint.iacr.org/2019/374>.
- [PR18] Goutam Paul and Souvik Ray. On data complexity of distinguishing attacks versus message recovery attacks on stream ciphers. *Des. Codes Cryptogr.*, 86(6):1211–1247, 2018.
- [RBH17] Sondre Rønjom, Navid Ghaedi Bardeh, and Tor Hellesteth. Yoyo Tricks with AES. In Tsuyoshi Takagi and Thomas Peyrin, editors, *Advances in Cryptology – ASIACRYPT 2017*, pages 217–243, Cham, 2017. Springer International Publishing.
- [SRP18] Dhiman Saha, Mostafizar Rahman, and Goutam Paul. New Yoyo Tricks with AES-based Permutations. *IACR Trans. Symmetric Cryptol.*, 2018(4):102–127, 2018.