

Finding Practical Distinguishers for ZUC-256 Using Modular Differences

Fukang Liu¹, Willi Meier⁴, Santanu Sarkar⁵, Gaoli Wang⁶, Ryoma Ito²,
Takanori Isobe^{1,2,3}

¹ University of Hyogo, Hyogo, Japan

² National Institute of Information and Communications Technology, Tokyo, Japan

³ PRESTO, Japan Science and Technology Agency, Tokyo, Japan

liufukangs@163.com, takanori.isobe@ai.u-hyogo.ac.jp, itorym@nict.go.jp

⁴ FHNW, Windisch, Switzerland

willimeier48@gmail.com

⁵ Indian Institute of Technology Madras, Chennai, India

santanu@iitm.ac.in

⁶ East China Normal University, Shanghai, China

glwang@sei.ecnu.edu.cn

Abstract. ZUC-256 is a stream cipher designed for 5G applications and is currently being under evaluation for standardized algorithms in 5G mobile telecommunications by Security Algorithms Group of Experts (SAGE). A notable feature of the round update function of ZUC-256 is that many operations are defined over different fields, which significantly increases the difficulty to analyze the algorithm. In this paper, we develop new techniques to carefully control the interactions between these operations defined over different fields. Moreover, while the designers expect that only simple input differences can be exploited to mount a practical attack on 27 initialization rounds, which is indeed implied in the 28-round practical attack discovered by Babbage and Maximov, we demonstrate that much more complex input differences can be utilized to achieve practical attacks on more rounds of ZUC-256. At the first glance, our techniques are somewhat similar to that developed by Wang et al. for the MD-SHA hash family. However, as ZUC-256 is quite different from the MD-SHA hash family, we are indeed dealing with different problems and overcoming new obstacles. With the discovered complex input differences, we are able to present the first practical distinguishing attacks on 31 out of 33 rounds of ZUC-256 and 30 out of 33 rounds of the new version of ZUC-256 called ZUC-256-v2, respectively. It is unpredictable whether our attacks can be further extended to more rounds with more advanced techniques. Based on the current attacks, we believe that the full 33 initialization rounds are marginal.

Keywords: 5G, stream cipher, ZUC-256, differential attack, modular difference, signed difference

1 Introduction

History has been witnessing the power of the modular difference in the cryptanalysis of the MD-SHA hash family [12, 13, 14]. Since such a major breakthrough in 2005, similar techniques have been applied to many MD4-like hash functions and there is a large number of related publications. The effectiveness of this technique contributes to the dedicated control of the sign of the difference. That is, while the standard XOR difference [3] captures the fact that a bit is changed, the signed difference [12] will capture how the bit value is changed, i.e. from 1 to 0 or from 0 to 1. This feature of the signed difference makes it interact well with the modular difference. As the addition modulo 2^n ($n \in \{32, 64\}$) and some simple boolean functions are hybridly used in the round update functions of these MD4-like hash functions, the attackers can view the modular difference from the perspective of the signed difference when processing the difference transitions in the boolean functions, while cancelling the difference from the perspective of the modular difference when processing the modular addition. With these strategies in mind, it is possible to carefully deduce a collision-generating differential characteristic.

Despite the fact that it is a famous and powerful technique, there seem to be few successful applications of this technique to cryptographic primitives following quite a different design strategy from that of the MD-SHA hash family. A notable application is to construct collision-generating differential characteristics for ARX constructions like the hash function Skein [10], as ARX constructions are still somewhat similar to the MD-SHA hash family, which use modular **A**ddition, bit **R**otation and **X**OR operation. For many other works on ARX constructions like [1, 4], the used techniques are then quite different.

In this work, we demonstrate the huge potential of the modular difference in the cryptanalysis of the stream cipher ZUC-256 [11], which obviously follows quite a different design strategy from that of ARX constructions and the MD-SHA hash family. In a nutshell, the round update function of ZUC-256 involves such operations as addition modulo $2^{31} - 1$, addition modulo 2^{32} , the XOR operation, the S-box transformation over $GF(2^8)$ and the linear transformation over $GF(2^{32})$. At the first glance, as many operations are defined in different fields, developing non-trivial cryptanalytic techniques for ZUC-256 seems rather challenging, especially when devising an attack by taking the interactions between all these operations into account. Moreover, the prime field $GF(2^{31} - 1)$ seems to be only used in the ZUC family, i.e. ZUC-128 and ZUC-256.

Backgrounds for the ZUC family. ZUC-128 is a stream cipher with 128-bit security and has been adopted as the third suite of the 3GPP confidentiality and integrity algorithms called 128-EEA3 and 128-EIA3. Since its proposal, it has received some important cryptanalysis [7, 15, 17].

As the successor of ZUC-128, ZUC-256 is designed for 5G applications with 256-bit security. The first version of ZUC-256 was published in 2018 by the ZUC team [11], which differs from ZUC-128 only in the initialization phase and message authentication codes generation phase. One year later, an academic attack on full ZUC-256 with time complexity $O(2^{236})$ was published at ToSC

2020 with the technique called spectral analysis [16], which targets the keystream generation phase. Moreover, in December 2020, Babbage and Maximov proposed a distinguishing attack [2] on 28 initialization rounds of ZUC-256 with time complexity of about $2^{21.5}$.

Very recently, a new version of ZUC-256 was published by the ZUC team and we call it ZUC-256-v2 [6, 8]. Compared with ZUC-256, only the loading scheme of the key bits and IV bits at the initialization phase is changed in ZUC-256-v2. In this document [6], the designers described a 27-round distinguishing attack, which is indeed implied in the 28-round attack found in [2] as the strategy to inject key differences is the same. Based on this preliminary analysis, the ZUC team expects that each state bit of ZUC-256-v2 will have sufficient randomness after 32 rounds and hence the full 33 initialization rounds are secure.

Our contributions. Due to the well-designed round function of ZUC-256, it is almost impossible to improve the 28-round attack [2] by using simple input differences, which is indeed expected by the designers as they treat the underlying idea in the 28-round attack as a main exploitable property [6].

To overcome the above obstacle, we perform a careful study on the interactions between all the operations in the round function of ZUC-256. Consequently, advanced strategies to inject differences in key bits and IV bits are discovered, which have the potential to achieve practical attacks on more rounds. However, identifying a strategy does not necessarily mean the corresponding input difference must exist for this strategy. Hence, it is necessary to search for a solution of the input difference under the strategies.

To search for a valid input difference, the problem is then reduced to solving a system of equations, which are in terms of the modular difference, the XOR difference and the value transitions. To tackle this problem, we use the signed difference to build the bridge between the modular difference and the XOR difference, which is shown to be very useful and efficient to solve these equations. In addition, as value transitions are involved in the equations as well, the dependency between the difference transitions and value transitions will be constantly checked in our algorithm in order to obtain a valid solution.

In general, we utilize a guess-and-determine technique to solve the defined equation system. Moreover, to improve the quality of the solution, i.e. we expect that it can lead to better attacks, some heuristic strategies will be exploited at the guessing phase. It is found that our algorithm can produce a solution of the input difference in seconds.

As a result, we succeeded in finding an input difference that can lead to a practical distinguishing attack on 31 out of 33 initialization rounds of ZUC-256, which seems to indicate that the full 33 initialization rounds are marginal. Moreover, even though the loading scheme is changed in ZUC-256-v2 and there are more constraints by the constant bits, our algorithm is still applicable. Specifically, we also found an input difference that can be utilized to construct a practical distinguisher for 30 out of 33 initialization rounds of ZUC-256-v2, which again seems to imply that 33 rounds are marginal.

Moreover, based on the discovered input difference, we propose a novel IV-correcting technique to achieve partial key-recovery attacks in the related-key setting. By observing the first 32-bit keystream word, we are able to mount a key-recovery attack on 15-round ZUC-256 and 14-round ZUC-256-v2, respectively. The details of our results are displayed in Table 1. The used input differences are shown in Table 2 and Table 3, respectively. Notice that for the complexity of a binary distinguisher, we adopt the formula $2 \times \ln 2 \times e^{-2} \approx 2^{0.5} e^{-2}$ [9] to estimate the data and time complexity, where e is the bias of the binary linear relation used for distinguishing attacks.

In summary, new techniques are developed to accurately capture the interactions between all the operations in the round update function of ZUC-256, which are defined in several different fields. On the other hand, we believe that our advanced strategies to inject differences in key bits and IV bits shed more insight into the security of the round update function of ZUC-256, i.e. it is possible to use much more complex differences to significantly improve the attacks. Although our distinguishing attacks cannot reach the full rounds, it seems unpredictable whether our techniques can be further developed and improved.

Table 1: Summary of the attacks on ZUC-256 and ZUC-256-v2, where at least 16 key bits are recovered in the key-recovery attacks.

Target	Attack Type	Rounds	Time	Data	Ref.
ZUC-256	distinguisher	28 (out of 33)	$2^{21.5}$	$2^{21.5}$	[2]
ZUC-256	distinguisher	31 (out of 33)	$2^{27.5}$	$2^{27.5}$	section 6
ZUC-256-v2	distinguisher	30 (out of 33)	$2^{38.3}$	$2^{38.3}$	section 6
ZUC-256	key recovery	15 (out of 33)	2^{46}	2^{46}	section 6
ZUC-256-v2	key recovery	14 (out of 33)	2^{57}	2^{57}	section 6

Organization of this paper. First, we introduce the used notation and the specification of ZUC-256 and ZUC-256-v2 in section 2. Then, the relations between the XOR difference, modular difference and signed difference will be studied in section 3. Our critical observations and how to identify advanced strategies to choose input differences will be detailed in section 4. The search for the input difference is then described in section 5. The discovered biased linear relations are demonstrated in section 6. Finally, the paper is concluded in section 7.

2 Preliminaries

2.1 Notation

\oplus , \vee , \wedge , \gg and \ll represent the bitwise exclusive OR, OR, AND, right shift and left shift, respectively. \boxplus_{32} and \boxminus_{32} represent addition and subtraction

modulo 2^{32} , respectively. \boxplus and \boxminus represent addition and subtraction modulo $2^{31} - 1$, respectively. $a||b$ represents the concatenation of strings a and b . $a \cdot b$ represents $a \times b \bmod (2^{31} - 1)$. a^{-1} represents the inverse of a in $GF(2^{31} - 1)$, i.e. $a \cdot a^{-1} = 1$. a_L and a_H represent the rightmost 16 bits and the leftmost 16 bits of integer a , respectively. In addition, $a[i]$ and $a[j : i]$ represent $(a \gg i) \wedge 0\mathbf{x}1$ and $(a \gg i) \wedge (2^{j-i+1} - 1)$, respectively. Moreover, we use Δa , δa and ∇a to represent the XOR difference $a' \oplus a$, the modular difference $a' \boxminus a$, and the signed difference of (a, a') . For the signed difference ∇a , we adopt the similar generalized notation used in [5], i.e. $\nabla a[i] = \mathbf{n}$ if $(a[i] = 0, a'[i] = 1)$, $\nabla a[i] = \mathbf{u}$ if $(a[i] = 1, a'[i] = 0)$, $\nabla a[i] = =$ if $(a[i] = a'[i])$, $\nabla a[i] = 0$ if $(a[i] = a'[i] = 0)$ and $\nabla a[i] = 1$ if $(a[i] = a'[i] = 1)$. Throughout this paper, $p = 2^{31} - 1$, $i \in [a, b]$ represents $a \leq i \leq b$ and $Pr[\zeta]$ represents the probability that the event ζ occurs.

We notice that in the ZUC-256 specification, each element in $GF(p)$ belongs to the set $\{i | 1 \leq i \leq p\}$ rather than $\{i | 0 \leq i < p\}$, though the two sets are identical in $GF(p)$. Therefore, for $z = x \boxplus y$, we will have $x, y, z \in \{i | 1 \leq i \leq p\}$. However, in the sections of cryptanalysis, when $\delta z = \delta x \boxplus \delta y = p$, we will simply write $\delta z = 0$ for readability.

2.2 Description of ZUC-256

The ZUC-256 stream cipher [11] is a successor of the ZUC-128 stream cipher [7] with only minor modifications, regarding the initialization phase and the message authentication codes generation phase. As we target the security of the initialization phase, in the following, we will describe the specification of the ZUC-256 initialization. More details of ZUC-256 can be referred to [11].

The ZUC-256 initialization is depicted in Fig. 1. It can be observed that the state update of ZUC-256 involves three parts. The first part is a 496-bit linear feedback shift register (LFSR) defined over $GF(p)$, which is composed of sixteen 31-bit words $(S_{15}, S_{14}, \dots, S_0)$ with $1 \leq S_i \leq p$ ($0 \leq i \leq 15$). The second part is called bit reorganization (BR), where four 32-bit words (X_0, X_1, X_2, X_3) will be computed according to some words in the LFSR. The last part is called finite state machine (FSM), where there are two 32-bit registers (R_1, R_2) used as the memory of FSM.

There are in total $32 + 1 = 33$ initialization rounds. For the first 32 clocks, the state is updated in the following way, where $t \in [0, 31]$.

$$X_0^t = S_{15H}^t || S_{14L}^t, \quad (1)$$

$$X_1^t = S_{11L}^t || S_{9H}^t, \quad (2)$$

$$X_2^t = S_{7L}^t || S_{5H}^t, \quad (3)$$

$$W^t = (R_1^t \oplus X_0^t) \boxplus_{32} R_2^t, \quad (4)$$

$$S_i^{t+1} = S_{i+1}^t \quad (0 \leq i \leq 14), \quad (5)$$

$$S_{15}^{t+1} = (W^t \gg 1) \boxplus 257 \cdot S_0^t \boxplus 2^{20} \cdot S_4^t \boxplus 2^{21} \cdot S_{10}^t \boxplus 2^{17} \cdot S_{13}^t \boxplus 2^{15} \cdot S_{15}^t, \quad (6)$$

$$R_1^{t+1} = S \circ L_1((R_1^t \boxplus_{32} X_1^t)_L || (R_2^t \oplus X_2^t)_H), \quad (7)$$

$$R_2^{t+1} = S \circ L_2((R_2^t \oplus X_2^t)_L || (R_1^t \boxplus_{32} X_1^t)_H). \quad (8)$$

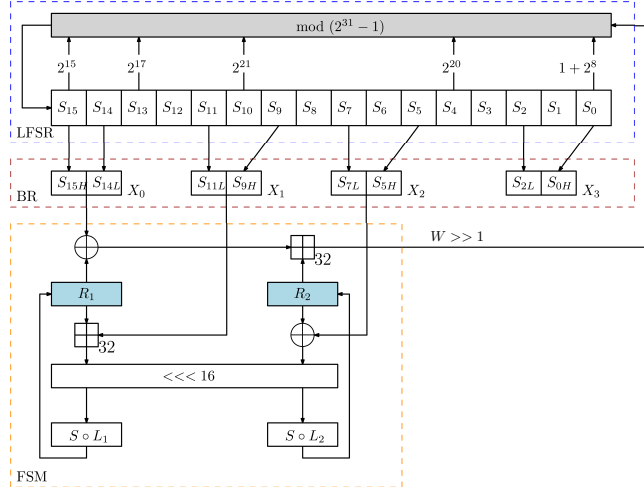


Fig. 1: The initialization phase of ZUC-256.

In the above, operations (L_1, L_2, S) are used. The S operation will apply four 8-bit S-boxes in parallel to a 32-bit value while the L_1 and L_2 are linear transformations in $GF(2^{32})$. Their details can be referred to [7].

At the 33rd clock, i.e. the last round, we only need to modify Eq. 6 as follows, while keeping the remaining unchanged.

$$S_{15}^{t+1} = 257 \cdot S_0^t \boxplus 2^{20} \cdot S_4^t \boxplus 2^{21} \cdot S_{10}^t \boxplus 2^{17} \cdot S_{13}^t \boxplus 2^{15} \cdot S_{15}^t.$$

Specifically, the only difference is that W^t is no more used to update S_{15}^{t+1} .

The first 32-bit keystream word. After 33 initialization rounds, the first 32-bit keystream word Z will be computed in the following way, where $t = 33$.

$$X_0^t = S_{15H}^t \| S_{14L}^t, X_3^t = S_{2L}^t \| S_{0H}^t, Z = ((R_1^t \oplus X_0^t) \boxplus_{32} R_2^t) \oplus X_3^t.$$

Loading the key and IV. How the state is updated at the initialization phase has been detailed. Next, we describe how the initial values of (S_{15}^0, \dots, S_0^0) and (R_1^0, R_2^0) are defined, i.e. how to load the key and IV. For ZUC-256, the 256-bit key K can be written as $(K_{31}, K_{30}, \dots, K_0)$ with $K_i \in \mathbb{F}_2^8$ ($0 \leq i \leq 31$) and IV can be written as $(IV_{24}, IV_{23}, \dots, IV_0)$ with $IV_i \in \mathbb{F}_2^8$ ($0 \leq i \leq 16$) and $IV_j \in \mathbb{F}_2^6$ ($17 \leq j \leq 24$). There are also some specified constants in ZUC-256, which can be written as $(d_{15}, d_{14}, \dots, d_0)$ with $d_i \in \mathbb{F}_2^7$ ($0 \leq i \leq 15$) and are defined as follows:

$$\begin{aligned} d_0 &= 0x22, d_1 = 0x2f, d_2 = 0x24, d_3 = 0x2a, d_4 = 0x6d, d_5 = 0x40, \\ d_6 &= 0x40, d_7 = 0x40, d_8 = 0x40, d_9 = 0x40, d_{10} = 0x40, d_{11} = 0x40, \\ d_{12} &= 0x40, d_{13} = 0x52, d_{14} = 0x10, d_{15} = 0x30. \end{aligned}$$

The loading scheme is specified as follows:

$$\begin{aligned}
R_1^0 &= 0, & R_2^0 &= 0, \\
S_0^0 &= K_0 \| d_0 \| K_{21} \| K_{16}, & S_1^0 &= K_1 \| d_1 \| K_{22} \| K_{17}, \\
S_2^0 &= K_2 \| d_2 \| K_{23} \| K_{18}, & S_3^0 &= K_3 \| d_3 \| K_{24} \| K_{19}, \\
S_4^0 &= K_4 \| d_4 \| K_{25} \| K_{20}, & S_5^0 &= IV_0 \| (d_5 \vee IV_{17}) \| K_5 \| K_{26}, \\
S_6^0 &= IV_1 \| (d_6 \vee IV_{18}) \| K_6 \| K_{27}, & S_7^0 &= IV_{10} \| (d_7 \vee IV_{19}) \| K_7 \| IV_2, \\
S_8^0 &= K_8 \| (d_8 \vee IV_{20}) \| IV_3 \| IV_{11}, & S_9^0 &= K_9 \| (d_9 \vee IV_{21}) \| IV_{12} \| IV_4, \\
S_{10}^0 &= IV_5 \| (d_{10} \vee IV_{22}) \| K_{10} \| K_{28}, & S_{11}^0 &= K_{11} \| (d_{11} \vee IV_{23}) \| IV_6 \| IV_{13}, \\
S_{12}^0 &= K_{12} \| (d_{12} \vee IV_{24}) \| IV_7 \| IV_{14}, & S_{13}^0 &= K_{13} \| d_{13} \| IV_5 \| IV_8, \\
S_{14}^0 &= K_{14} \| (d_{14} \vee K_{31} [7 : 4]) \| IV_{16} \| IV_9, & S_{15}^0 &= K_{15} \| (d_{15} \vee K_{31} [3 : 0]) \| K_{30} \| K_{29}.
\end{aligned}$$

The new loading scheme. Recently, the ZUC team published a new loading scheme [6], where the length of IV is reduced to 128 bits. To distinguish it from the above version, we call ZUC-256 with the new loading scheme as **ZUC-256-v2**. In the new loading scheme, IV is written as $(IV_{15}, IV_{14}, \dots, IV_0)$ with $IV_i \in \mathbb{F}_2^8$ ($0 \leq i \leq 15$). The constants are also changed and we write them as $(D_{15}, D_{14}, \dots, D_0)$ with $D_i \in \mathbb{F}_2^7$ ($0 \leq i \leq 15$), which are specified as follows:

$$\begin{aligned}
D_0 &= 0x64, & D_1 &= 0x43, & D_2 &= 0x7b, & D_3 &= 0x2a, & D_4 &= 0x11, & D_5 &= 0x05, \\
D_6 &= 0x51, & D_7 &= 0x42, & D_8 &= 0x1a, & D_9 &= 0x31, & D_{10} &= 0x18, & D_{11} &= 0x66, \\
D_{12} &= 0x14, & D_{13} &= 0x2e, & D_{14} &= 0x01, & D_{15} &= 0x5c.
\end{aligned}$$

For ZUC-256-v2, the initial state is defined as below:

$$\begin{aligned}
R_1^0 &= 0, & R_2^0 &= 0, & S_i^0 &= K_i \| D_i \| K_{16+i} \| K_{24+i} \quad (0 \leq i \leq 6), \\
S_i^0 &= K_i \| D_i \| IV_{i-7} \| IV_{i+1} \quad (7 \leq i \leq 14), & S_{15}^0 &= K_{15} \| D_{15} \| K_{23} \| K_{31}.
\end{aligned}$$

3 On Modular/XOR/Signed Differences

As the LFSR of ZUC-256 works in $GF(p)$, we first explain some basic relations between the modular difference, XOR difference and signed difference in $GF(p)$.

3.1 Relations Between δa and ∇a

For each modular difference δa , it can always be written as

$$\delta a = \sum_{i=0}^{30} \mu_i \cdot 2^i,$$

where the addition is defined over $GF(p)$ and $\mu_i \in \{0, 1, p \boxminus 1\}$. For simplicity, we write $p \boxminus 1 = -1$. In this way, we have $\mu_i \in \{-1, 0, 1\}$.

Fact 1. Given a signed difference ∇a , the modular difference δa is uniquely determined. Specifically, $\mu_i = 0$ if $\nabla a[i] = =$, $\mu_i = 1$ if $\nabla a[i] = \mathbf{n}$ and $\mu_i = -1$ if $\nabla a[i] = \mathbf{u}$.

Fact 2. If we restrict that $\nabla a[i] \in \{\mathbf{n}, =\}$ ($0 \leq i \leq 30$), the signed difference is uniquely determined for a given modular difference δa , i.e. $\nabla a[i] = \mathbf{n}$ if $\delta a[i] = 1$ and $\nabla a[i] = =$ if $\delta a[i] = 0$.

3.2 A Relation Between δa and Δa

In this paper, we will intensively exploit the following relation between δa and Δa , as specified below:

Proposition 1 *To ensure that there exists a pair $a, a' \in GF(p)$ with $\Delta a[j : i] = 0$ ($0 \leq i \leq j \leq 30$) for a given (i, j) , the necessary and sufficient condition is $\delta a[j : i] = 0$ or $\delta a[j : i] = 2^{j-i+1} - 1$.*

The proof is intuitive and we present it in Appendix B.2. We emphasize that it still requires some efforts as the addition is modulo $2^{31} - 1$.

3.3 Relations Between ∇a and Δa

In this work, we will exploit a simple and obvious relation between ∇a and Δa . We emphasize that some algorithms stated below are not optimized and one can even finish the same task purely by hand in an efficient way. For full automation and simplicity of the program, we only use very naïve methods. We further stress that these algorithms are not the bottlenecks to search for input differences. For more information about signed differences, we refer to Appendix A.

Enumerating all possible Δa_H for an arbitrary δa . If $a_H[i]$ for $i \in \text{SET}_I = \{i_1, \dots, i_n\}$ with $(15 \geq i_j \geq 1, j \in [1, n])$ are constant bits, given an arbitrary δa , how to enumerate all possible XOR differences for Δa_H ? Note that we do not care about Δa_L in this case. For simplicity of programming, we propose a naïve procedure to determine all Δa_H with time complexity 2^{16} . Note that the time complexity can be reduced to 2^{17-n} by constructing an array MARK of size 2^{16-n} as n bits of Δa_H are 0. Let us call this procedure **Enumeration-H**.

Step 1: Construct an array MARK of size 2^{16} and initialize it by 0. Let $a[14 : 0] \in \{0, 0x7fff\}$. For each value of $a[14 : 0]$, move to Step 2. After traversing two possible values of $a[14 : 0]$, move to Step 3 to compute the set of valid Δa_H denoted by $\text{SET}_{\Delta a_H}$.

Step 2: Traverse all the 2^{16-n} possible values of a_H . For each $a = a_H || a[14 : 0]$, compute $a' = a \boxplus \delta a$ and $\Delta a = a' \oplus a$. If $\Delta a_H[i] = 0$ for $i \in \text{SET}_I$, set $\text{MARK}[\Delta a_H] = 1$.

Step 3: Traverse the array MARK. If $\text{MARK}[i] = 1$, add i to $\text{SET}_{\Delta a_H}$.

The reason to only consider $a[14 : 0] \in \{0, 0x7fff\}$ is that we do not care about Δa_L . Therefore, we only need to consider the carry from the 14th bit to the 15th bit. By fixing $a[14 : 0] \in \{0, 0x7fff\}$ and traversing all the 2^{16-n} possible values of a_H , we indeed have traversed all the possible pairs (a'_H, a_H) for $a' = a \boxplus \delta a$ after the above procedure, thus collecting all possible values of Δa_H . The proof of the correctness of the above procedure is shown in Appendix B.3. We emphasize that as the addition is modulo $2^{31} - 1$, the proof still requires some efforts.

Checking the validity of (a'_H, a_H) satisfying $\Delta a_H \in \text{SET}_{\Delta a_H}$ for a given δa . After determining the set $\text{SET}_{\Delta a_H}$, we are required to solve the problem of how to efficiently check the validity of a pair (a'_H, a_H) satisfying $\Delta a_H \in \text{SET}_{\Delta a_H}$. Specifically, we have already known that each valid signed difference ∇a_H will correspond to an element in $\text{SET}_{\Delta a_H}$. However, this does not necessarily imply that any pair (a'_H, a_H) satisfying $\Delta a_H \in \text{SET}_{\Delta a_H}$ can form the signed difference generating Δa_H . Indeed, with **Enumeration-H** to compute $\text{SET}_{\Delta a_H}$, we have traversed all possible pairs (a'_H, a_H) such that $a' = a \boxplus \delta a$. Based on this fact, the validity of (a'_H, a_H) can be efficiently checked as follows and we call this procedure **Verification-H**.

- Step 1. If a_H does not satisfy the conditions imposed by the constant bits, the pair is treated as invalid.
- Step 2. Otherwise, since $\Delta a_H \in \text{SET}_{\Delta a_H}$, a'_H must also satisfy the conditions imposed by the constant bits. Then, we compute $z = a_H \parallel a[14 : 0]$ where $a[14 : 0] \in \{0, 0x7fff\}$ and $z' = z \boxplus \delta a$. If there exist an assignment to $a[14 : 0]$ such that $z'_H = a'_H$, output that the pair (a'_H, a_H) is valid as it must appear in **Enumeration-H** to generate Δa_H . If both assignments to $a[14 : 0]$ cannot make $z'_H = a'_H$, the pair is invalid as it is could not appear in **Enumeration-H** to generate Δa_H .

A variant problem. In our attack, we indeed also need to handle two slightly different problems. Specifically, given a modular difference δa satisfying $a[15 : 0] \in \{0, 0xffff\}$, how to enumerate all possible Δa_H with $\Delta a_L = 0$ and how to efficiently check the validity of the pair (a'_H, a_H) . The problems can be easily solved by slightly modifying Step 2 in **Enumeration-H** and Step 2 in **Verification-H**. Specifically, in Step 2 of **Enumeration-H**, after computing $a' = a \boxplus \delta a$ and $\Delta a = a \oplus a'$, when $\Delta a_H[i] = 0$ for $i \in \text{SET}_I$ and $\Delta a_L = 0$, we will set $\text{MARK}[\Delta a_H] = 1$. Let us call the modified **Enumeration-H** **Enumeration-H-M**. Then, in Step 2 of **Verification-H**, only when there exists an assignment to $a[14 : 0]$ such that $z'_H = a'_H$ and $(z' \oplus z)_L = 0$ will the program output that the pair (a_H, a'_H) is valid. Let us call the modified **Verification-H** **Verification-H-M**.

Enumerating all possible Δa_L for a given δa . Similarly, we are also required to deal with another slightly different problem. Given an arbitrary δa , how to enumerate all possible XOR differences Δa_L with $\Delta a_H = 0$. Note that $\Delta a_H = 0$ in this case, which implies $\delta a[30 : 15] \in \{0, 0xffff\}$. Again, we will use a naïve algorithm with time complexity 2^{16} , as stated below. Let us call this procedure **Enumeration-L**.

- Step 1: Construct an array MARK of size 2^{15} and initialize it by 0. Let $a[30 : 15] \in \{0, 0xffff\}$. For each assignment to $a[30 : 15]$, move to Step 2. After the two values of $a[30 : 15]$ are traversed, move to Step 3 to compute the set of valid Δa_L denoted by $\text{SET}_{\Delta a_L}$.
- Step 2: Traverse all the 2^{15} possible values of a_L , i.e. $a[15]$ has been fixed due to the assignment to $a[30 : 15]$. For each $a = a[30 : 16] || a_L$, compute $a' = a \boxplus \delta a$ and $\Delta a = a' \oplus a$. If $\Delta a_H = 0$, set $\text{MARK}[\Delta a_L] = 1$.
- Step 3: Traverse the array MARK. If $\text{MARK}[i] = 1$, add i to $\text{SET}_{\Delta a_L}$.

Enumerating all possible Δa for a given δa . In our attacks, we further need to handle this problem for high automation of the program. A naïve method will require time complexity 2^{31-n} if $a_H[i]$ for $i \in \text{SET}_I = \{i_1, \dots, i_n\}$ with $(15 \geq i_j \geq 1, j \in [1, n])$ are constant bits. However, simply enumerating Δa is not friendly to our attacks. Indeed, we prefer that there exist two sets $(\text{SET}_{\Delta a_H}, \text{SET}_{\Delta a_L})$ such that for each $\Delta a_H \in \text{SET}_{\Delta a_H}$ and $\Delta a_L \in \text{SET}_{\Delta a_L}$, there always exists a valid signed difference ∇a corresponding to $(\Delta a_H, \Delta a_L)$. An evident advantage to use two independent sets is that we can have free choices for the elements in $\text{SET}_{\Delta a_H}$ and $\text{SET}_{\Delta a_L}$ since they will always correspond to a valid signed difference. For such a requirement, it is natural that for each $\Delta a_H \in \text{SET}_{\Delta a_H}$ and $\Delta a_L \in \text{SET}_{\Delta a_L}$, there will be $\Delta a_H[0] = \Delta a_L[15]$ as they correspond to the XOR difference of the same bit $a[15]$.

The procedure to find all such $(\text{SET}_{\Delta a_H}, \text{SET}_{\Delta a_L})$ is described below. Let us call such a procedure **Enumeration-A**.

- Step 1: Construct two arrays MARKH and MARKL of size 2^{16} and initialize them by 0.
- Step 2: Traverse two possible values of $a[15]$. For each value of $a[15]$, move to Step 3.
- Step 3: **Case-1:** Initialize MARKH and MARKL by 0. Traverse all the 2^{15-n} possible values of a_H , i.e. n bits of a_H and $a[15]$ are already fixed. For each a_H , compute $a'_H = a_H + \delta a_H$. If $a'_H < 2^{16}$ and $a'_H[i] \oplus a_H[i] = 0$ for $i \in \text{SET}_I$, set $\text{MARKH}[(a'_H \oplus a_H) \wedge 0xffff] = 1$. After processing all possible a_H , start traversing all the 2^{15} possible values of a_L . For each a_L , compute $y = a_L[14 : 0] + \delta a[14 : 0]$. If $y < 2^{15}$, compute $a'_L = a_L + \delta a_L$ and set $\text{MARKL}[(a'_L \oplus a_L) \wedge 0xffff] = 1$. After processing all a_L , compute $(\text{SET}_{\Delta a_H}, \text{SET}_{\Delta a_L})$ according to MARKH and MARKL. Only when both sets are non-empty will $(\text{SET}_{\Delta a_H}, \text{SET}_{\Delta a_L})$ be a valid solution.
- Step 4: **Case-2:** Initialize MARKH and MARKL by 0. Traverse all the 2^{15-n} possible values of a_H . For each a_H , compute $a'_H = a_H + \delta a_H + \mathbf{1}$. If $a'_H < 2^{16}$ and $a'_H[i] \oplus a_H[i] = 0$ for $i \in \text{SET}_I$, set $\text{MARKH}[(a'_H \oplus a_H) \wedge 0xffff] = 1$. After processing all possible a_H , start traversing all the 2^{15} possible values of a_L . For each a_L , compute $y = a_L[14 : 0] + \delta a[14 : 0]$. If $y \geq 2^{15}$, compute $a'_L = a_L + \delta a_L$ and set $\text{MARKL}[(a'_L \oplus a_L) \wedge 0xffff] = 1$. After processing all a_L , compute $(\text{SET}_{\Delta a_H}, \text{SET}_{\Delta a_L})$ according to MARKH and MARKL. Only when both sets are non-empty will $(\text{SET}_{\Delta a_H}, \text{SET}_{\Delta a_L})$ be a valid solution.

- Step 5: **Case-3:** Initialize MARKH and MARKL by 0. Traverse all the 2^{15-n} possible values of a_H . For each a_H , compute $a'_H = a_H + \delta a_H$. If $a'_H \geq 2^{16}$ and $a'_H[i] \oplus a_H[i] = 0$ for $i \in \text{SET}_I$, set $\text{MARKH}[(a'_H \oplus a_H) \wedge 0\text{xffff}] = 1$. After processing all possible a_H , start traversing all the 2^{15} possible values of a_L . For each a_L , compute $y = a_L[14 : 0] + \delta a[14 : 0] + 1$. If $y < 2^{15}$, compute $a'_L = a_L + \delta a_L$ and set $\text{MARKL}[(a'_L \oplus a_L) \wedge 0\text{xffff}] = 1$. After processing all a_L , compute $(\text{SET}_{\Delta a_H}, \text{SET}_{\Delta a_L})$ according to MARKH and MARKL. Only when both sets are non-empty will $(\text{SET}_{\Delta a_H}, \text{SET}_{\Delta a_L})$ be a valid solution.
- Step 6: **Case-4:** Initialize MARKH and MARKL by 0. Traverse all the 2^{15-n} possible values of a_H . For each a_H , compute $a'_H = a_H + \delta a_H + 1$. If $a'_H \geq 2^{16}$ and $a'_H[i] \oplus a_H[i] = 0$ for $i \in \text{SET}_I$, set $\text{MARKH}[(a'_H \oplus a_H) \wedge 0\text{xffff}] = 1$. After processing all possible a_H , start traversing all the 2^{15} possible values of a_L . For each a_L , compute $y = a_L[14 : 0] + \delta a[14 : 0] + 1$. If $y \geq 2^{15}$, compute $a'_L = a_L + \delta a_L$ and set $\text{MARKL}[(a'_L \oplus a_L) \wedge 0\text{xffff}] = 1$. After processing all a_L , compute $(\text{SET}_{\Delta a_H}, \text{SET}_{\Delta a_L})$ according to MARKH and MARKL. Only when both sets are non-empty will $(\text{SET}_{\Delta a_H}, \text{SET}_{\Delta a_L})$ be a valid solution.

As the addition is modulo p , when $a + \delta a \geq p$, it is necessary to use $a + \delta a - 2^{31} + 1$ as the modular sum and we call such a situation **cycle-carry**. However, it can be observed in **Enumeration-A** that we assume cycle-carry exists only when $a + \delta a > p$. One reason is that for an arbitrary given δa , there is only one value of a satisfying $a + \delta a = p$ among all the $2^{31} - 1$ different values. In addition, for its application to ZUC-256-v2, as the 7-bit constants $D[i] \neq 0\text{x7f}$ for $i \in [0, 15]$, it is impossible that there are two values (a_H, a'_H) satisfying $a_H = 0\text{xffff}$ or $a'_H = 0\text{xffff}$ forming a valid XOR difference belonging to $\text{SET}_{\Delta a_H}$, i.e. they cannot pass the test before updating the array MARKH.

Some definitions. We will make some definitions before introducing our attacks, as listed below:

Definition 1. A signed difference ∇a_0 is said to be expanded from δa only when $\delta a_0 = \delta a$.

Definition 2. The Hamming weight of the signed difference ∇a denoted by $\mathbb{H}(\nabla a)$ is defined as the number of $\nabla a[i] \in \{\mathbf{n}, \mathbf{u}\}$ for $i \in [0, 30]$.

Definition 3. The weight of the modular difference $\delta a \in GF(p)$ denoted by $\mathbb{W}(\delta a)$ is defined as the number of pairs (i, j) with $0 \leq i \leq j \leq 30$ satisfying one of the following conditions:

Condition 1: $a[v] = 1$ ($v \in [i, j]$, $a[i - 1] = 0$, $a[j + 1] = 0$, $i \neq 0$, $j \neq 30$).

Condition 2: $a[v] = 1$ ($v \in [i, j]$, $a[j + 1] = 0$, $i = 0$, $j \neq 30$).

Condition 3: $a[v] = 1$ ($v \in [i, j]$, $a[i - 1] = 0$, $i \neq 0$, $j = 30$).

Definition 4. The Hamming weight of the modular difference $\delta a \in GF(p)$ denoted by $H(\delta a)$ is defined as $\min(\mathbb{W}(\delta a), \mathbb{W}(p - \delta a))$, where $\min(x, y) = x$ if $x \leq y$ and $\min(x, y) = y$ otherwise.

For example, $H(0\text{x7fff}) = 1$ and $H(0\text{x7fff7fff}) = 1$.

4 Cancelling Differences Using Modular Differences

In a public design and evaluation report [7] on ZUC-128, which was undertaken in response to the request made by 3GPP, it is written that:

“ [7]Chosen IV/Key attacks target at the initialization stage of stream ciphers. For a good stream cipher, after the initialization, each bit of the IV/Key should contribute to each bit of the internal states, and any difference of the IV/Key will result in an almost-uniform and unpredictable difference of the internal states.”

Regarding the resistance against this type of distinguishing attacks, Babbage and Maximov proposed a 28-round distinguishing attack in [2] and the ZUC team also took into account this attack vector. For the completeness of this paper, we briefly describe how Babbage and Maximov found the input difference to mount distinguishing attacks in Appendix C.

The input difference used in the 28-round attack [2] is $\Delta S_2^0 = 0x01000000$ and $\Delta S_6^0 = 0x00001010$. After two clocks, (S_6^0, S_2^0) will be shifted to (S_4^2, S_0^2) . Thus, at the 3rd clock, if $2^{20} \cdot \delta S_6^0 \boxplus 257 \cdot \delta S_2^0 \neq 0$, there will be $\Delta S_{15}^3 \neq 0$. For such a choice of $(\Delta S_6^0, \Delta S_2^0)$, we indeed can view it from the perspective of signed differences. Specifically, if $(\nabla S_6^0[12] = \nabla S_6^0[4] = \mathbf{u}, \nabla S_2^0[24] = \mathbf{n})$ or $(\nabla S_6^0[12] = \nabla S_6^0[4] = \mathbf{n}, \nabla S_2^0[24] = \mathbf{u})$, i.e. $(\delta S_6^0 = p \boxplus 2^4 \boxplus 2^{12}, \delta S_2^0 = 2^{24})$ or $(\delta S_6^0 = 2^4 \boxplus 2^{12}, \delta S_2^0 = p \boxplus 2^{24})$, there must be $2^{20} \cdot \delta S_6^0 \boxplus 257 \cdot \delta S_2^0 = 0$.

When $2^{20} \cdot \delta S_6^0 \boxplus 257 \cdot \delta S_2^0 = 0$, there will be $\Delta S_{15}^t = 0$ for $t \in [0, 6]$. Then, after 7 clocks, as $\delta S_0^6 = \delta S_6^0 \neq 0$, there will be $\delta S_{15}^7 \neq 0$, $\delta S_i^7 = 0$ for $i \in [0, 14]$ and $(\Delta R_1^7 = 0, \Delta R_2^7 = 0)$. After 4 more clocks, i.e. after 11 clocks, S_{15}^7 is shifted to S_{11}^{11} . Therefore, at the 12th clock, active S-boxes will appear in FSM for the first time. At the 13th clock, as S_{15}^{13} is computed before updating FSM, the difference caused by FSM at the 12th clock will affect the difference of the state words in LFSR for the first time, i.e. ΔS_{15}^{13} is affected by the difference appearing in FSM.

In other words, we can equivalently say that ΔS_{15}^{13} is affected by only 1 round of update in FSM, where active S-boxes start appearing. Since $\Delta S_0^{28} = \Delta S_{15}^{13}$, it is reasonable to detect a biased linear relation in ΔS_0^{28} with a practical number of samples, i.e. only the one-round update in FSM needs to be approximated.

The above analysis also implies that the authors of [2] randomly picked both the key pair and IV pair for each sample in the experiments. Otherwise, if they randomly choose a key pair and fix it and then randomly pick many IV pairs, there will be cases (probability of $6/8 = 0.75$) that a valid biased linear relation for 28 initialization rounds cannot be detected as there are too many rounds of update in FSM required to be approximated.

Based on the above analysis, if we carefully choose a key pair satisfying $2^{20} \cdot \delta S_6^0 \boxplus 257 \cdot \delta S_2^0 = 0$ for each sample, i.e. according to their signed difference, it is expected that the bias can be improved. To support this claim, we repeated the experiments by always choosing a key pair which can make $2^{20} \cdot \delta S_6^0 \boxplus 257 \cdot \delta S_2^0 = 0$ and found that

$$Pr[\Delta S_0^{28}[9] \oplus \Delta S_0^{28}[10] = 1] \approx 0.5 - 2^{-8.6},$$

while it is $Pr[\Delta S_0^{28}[9] \oplus \Delta S_0^{28}[10] = 1] \approx 0.5 - 2^{-10.46}$ in [2].

4.1 More Observations

The above observation reveals that using signed differences rather than simple XOR differences will lead to a better bias. This is because signed differences are directly related to modular differences, which can be cancelled with probability 1 due to the modular addition in LFSR. To further improve the attack, we carefully investigated the round update function of ZUC-256 and found some extra important observations.

The first observation. The first observation is that we can study the distribution of δS_{15}^t rather than ΔS_{15}^t if targeting a $(t + 15)$ -round distinguisher. This observation has been confirmed via experiments. Specifically, with the key difference discovered in [2], we repeated the experiments by always choosing a key pair which can make $2^{20} \cdot \delta S_6^0 \boxplus 257 \cdot \delta S_2^0 = 0$. Instead of collecting the distribution of ΔS_{15}^{13} , we collected the distribution of δS_{15}^{13} and eventually found the following biased linear relation:

$$Pr[\delta S_0^{28}[11] = 1] \approx 0.5 + 2^{-6}.$$

Obviously, this further improves the bias.

The second observation. When targeting the distinguisher reaching the largest number of rounds, according to our analysis, it is inevitable to activate some 8-bit S-boxes and the S-boxes are applied in parallel to a 32-bit state word in FSM. In addition, there is a 1-bit right shift operation on W^{t-1} at the t -th clock, whose value is highly related to the two registers in FSM. Therefore, we will only treat the following four different types of linear relations as potential biased linear relations when targeting an attack on $15 + t$ rounds:

1. The first type of linear relations is only in terms of $\delta S_{15}^t[i]$ for $i \in [0, 14]$.
2. The second type of linear relations is only in terms of $\delta S_{15}^t[i]$ for $i \in [7, 22]$.
3. The third type of linear relations is only in terms of $\delta S_{15}^t[i]$ for $i \in [15, 30]$.
4. The fourth type of linear relations is only in terms of $\delta S_{15}^t[i]$ for $i \in \{i | i \in [0, 6]\} \cup \{i | i \in [23, 30]\}$, where \cup is the union of sets.

Another benefit is that the memory complexity can be reduced from 2^{31} to about 3×2^{16} as we no longer need to store the full distribution table⁷ of δS_{15}^t , i.e. storing the number of times that δS_{15}^t takes the value i for each $i \in GF(p)$. Instead, we only need to use 4 smaller tables to store the number of occurrences of $\delta S_{15}^t[14 : 0]$, $\delta S_{15}^t[22, 7]$, $\delta S_{15}^t[30 : 15]$ and $\delta S_{15}^t[6 : 0] || \delta S_{15}^t[30 : 23]$, respectively. The reduction in memory complexity also allows to efficiently use multi-threaded programming as each thread only consumes negligible memory.

⁷ In [2], it is necessary to store it in order to detect a biased linear relation from it via Walsh-Hadamard Transform (WHT).

4.2 Strategies to Inject Differences

With all the above observations in mind, we start considering whether it is possible to use complex input differences to significantly improve the attack by fully utilizing the degrees of freedom provided by the 256-bit key. To reach as many rounds as possible, the following critical observation on the round update function will play a vital role to guide us to select the best strategy to inject differences.

A critical observation on the round update function. As the active S-boxes will significantly decrease the bias of a potential linear relation, it is necessary to make the active S-boxes appear as late as possible. Suppose after t_0 clocks, $S_{15}^{t_0}$ is activated for the first time, i.e. $\Delta S_{15}^t = 0$ for $t \in [0, t_0 - 1]$ and $\Delta S_{15}^{t_0} \neq 0$.

Then, after 4 more clocks, we have $S_{11}^{t_0+4} = S_{15}^{t_0}$. If $\Delta S_{11L}^{t_0+4} \neq 0$, at clock $t_0 + 5$, during the update in FSM, the active S-boxes will appear. Therefore, for a good input difference, $\Delta S_{15}^{t_0}$ should satisfy the following constraint after t_0 clocks. In this way, at clock $t_0 + 5$, no active S-box will appear even if $\Delta S_{15}^{t_0} \neq 0$.

$$\Delta S_{15L}^{t_0} = 0, \Delta S_{15H}^{t_0} \neq 0.$$

Indeed, we can further impose that after $t_0 + 1$ clocks, $\Delta S_{15}^{t_0+1}$ should satisfy

$$\Delta S_{15L}^{t_0+1} = 0, \Delta S_{15H}^{t_0+1} \neq 0.$$

In this way, at clock $t_0 + 6$, still no active S-box appears in FSM since $\Delta S_{11L}^{t_0+5} = \Delta S_{15L}^{t_0+1}$. In other words, only starting from clock $t_0 + 7$, the active S-boxes will appear since $\Delta S_{9H}^{t_0+6} = \Delta S_{15H}^{t_0} \neq 0$. Without the above constraints on $\Delta S_{15}^{t_0}$, the active S-boxes will appear starting from clock $t_0 + 5$. Without the further constraints on $\Delta S_{15}^{t_0+1}$, the active S-boxes will appear starting from clock $t_0 + 6$. Therefore, by properly choosing an input difference, there is a great potential to extend a simple attack by two rounds, where only 1 round of update in FSM is required to be approximated.

Based on the above analysis, it is now clear that to reach as many rounds as possible, it is necessary to identify an input difference such that t_0 is as large as possible and that the above constraints on $\Delta S_{15}^{t_0}$ and $\Delta S_{15}^{t_0+1}$ should hold.

According to Proposition 1, to ensure $\Delta S_{15L}^{t_0} = 0$ and $\Delta S_{15L}^{t_0+1} = 0$, there must be $\delta S_{15L}^{t_0} \in \{0, 0\text{xffff}\}$ and $\delta S_{15L}^{t_0+1} \in \{0, 0\text{xffff}\}$. However, we emphasize that even if $\delta a_L \in \{0, 0\text{xffff}\}$, it is still possible that $\Delta a_L \neq 0$ since there still exist some signed differences expanded from δa such that $\nabla a[i] \in \{\mathbf{n}, \mathbf{u}\}$ for some $i \in [0, 15]$.

However, if $\delta S_{15L}^{t_0} \in \{0, 0\text{xffff}\}$ and $\delta S_{15L}^{t_0+1} \in \{0, 0\text{xffff}\}$ does not hold, there could not be $\Delta S_{15L}^{t_0} = 0$ or $\Delta S_{15L}^{t_0+1} = 0$. In other words, if $\delta S_{15L}^{t_0} \in \{0, 0\text{xffff}\}$ and $\delta S_{15L}^{t_0+1} \in \{0, 0\text{xffff}\}$ hold, it is possible to have $\Delta S_{15L}^{t_0} = 0$ and $\Delta S_{15L}^{t_0+1} = 0$ in sufficiently many samples. In addition, for some δa , there is a high probability that $\Delta a_L = 0$, e.g. $\delta a = 0\text{x10000}$.

Can we simply improve the attack? The above analysis is simple. Indeed, the 28-round related-key distinguisher in [2] is obtained without the above constraints taken into account. Then, it is natural to ask whether we can slightly modify the input difference in [2] to attack more rounds. Specifically, is there an input difference $(\delta S_2^0, \delta S_6^0)$ such that $2^{20} \cdot \delta S_6^0 \boxplus 257 \cdot \delta S_2^0 = 0$, $\delta S_2^0[22 : 16] \in \{0, 0\mathbf{x}7\mathbf{f}\}$, $\delta S_{6H}^0 \in \{0, 0\mathbf{x}\mathbf{f}\mathbf{f}\mathbf{f}\mathbf{f}\}$ and $\delta S_{15L}^7 \in \{0, 0\mathbf{x}\mathbf{f}\mathbf{f}\mathbf{f}\mathbf{f}\}$, where $\delta S_{15}^7 = 257 \cdot \delta S_6^0$?

A simple loop for $2^{16} - 2$ possible values of δS_6^0 shows that there does not exist a non-zero δS_6^0 which can make all the above conditions hold.

Advanced strategies: injecting differences in 11 state words in LFSR.

As stated before, to reach as many rounds as possible, it is necessary to make t_0 as large as possible such that $\delta S_{15}^{t_0} \neq 0$ and $\delta S_{15}^i = 0$ for $i \in [0, t_0 - 1]$. In addition, there should be $\delta S_{15L}^{t_0} \in \{0, 0\mathbf{x}\mathbf{f}\mathbf{f}\mathbf{f}\mathbf{f}\}$ and $\delta S_{15L}^{t_0+1} \in \{0, 0\mathbf{x}\mathbf{f}\mathbf{f}\mathbf{f}\mathbf{f}\}$. In this way, it is expected that we can find a biased linear relation in $\delta S_0^{t_0+23} = \delta S_{15}^{t_0+4+2+2} = \delta S_{15}^{t_0+8}$ by pure simulations as only 1 round of update in FSM needs to be approximated. In other words, it is possible to construct a distinguisher for up to $(t_0 + 23)$ initialization rounds with practical time complexity.

After careful analysis, for ZUC-256, we choose $t_0 = 8$ and will inject differences in S_i^0 for $i \in [0, 10]$. If there is a solution of δS_i^0 for $i \in [0, 10]$, we can expect a practical attack on 31 rounds of ZUC-256.

For ZUC-256-v2, due to the fact that too many state bits of S_i^0 are restricted to constants, we choose $t_0 = 7$ and will again inject differences in S_i^0 for $i \in [0, 10]$. If there exists a solution of δS_i^0 for $i \in [0, 10]$, we can expect a practical attack on 30 rounds of ZUC-256-v2.

The pattern of the input difference is depicted in Fig. 2.

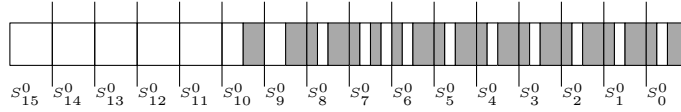


Fig. 2: The illustration of the input difference, where the difference will be injected in the gray part.

4.3 More Details of the Strategies

To mount the attack on 31 rounds of ZUC-256, the problem now becomes how to find δS_i^0 for $i \in [0, 10]$ such that $\delta S_{15}^t = 0$ for $t \in [1, 7]$. To achieve this, we need to consider the following conditions:

Clock 1: At the first clock, it is required that

$$2^{21} \cdot \delta S_{10}^0 \boxplus 2^{20} \cdot \delta S_4^0 \boxplus 257 \cdot \delta S_0^0 = 0, \Delta S_{5H}^0 \neq 0, \Delta S_{7L}^0 = 0, \Delta S_{9H}^0 = 0.$$

In this way, after the first clock, $\delta S_{15}^1 = 0$ holds. In addition, $\Delta R_1^1 = 0$ and $\Delta R_2^1 \neq 0$, i.e. there will be differences appearing in FSM.

Clock 2: At the second clock, it is required that

$$\begin{aligned} ((R_2^1 \oplus \Delta R_2^1) \gg 1) \boxplus (R_2^1 \gg 1) \boxplus 2^{20} \cdot \delta S_5^0 \boxplus 257 \cdot \delta S_1^0 &= 0, \\ \Delta S_{8L}^0 &= \Delta R_{2H}^1, \Delta S_{10H}^0 = 0. \end{aligned}$$

In this way, after the second clock, $\Delta R_1^2 = 0$ and $\Delta R_2^2 \neq 0$.

Clock 3: At the 3rd clock, we need

$$\begin{aligned} ((R_2^2 \oplus \Delta R_2^2) \gg 1) \boxplus (R_2^2 \gg 1) \boxplus 2^{20} \cdot \delta S_6^0 \boxplus 257 \cdot \delta S_2^0 &= 0, \\ \Delta S_{9L}^0 &= \Delta R_{2H}^2. \end{aligned}$$

Again, after 3 clocks, $\delta S_{15}^3 = 0$, $\Delta R_1^3 = 0$ and $\Delta R_2^3 \neq 0$.

Clock 4: At the 4th clock, we need

$$\begin{aligned} ((R_2^3 \oplus \Delta R_2^3) \gg 1) \boxplus (R_2^3 \gg 1) \boxplus 2^{20} \cdot \delta S_7^0 \boxplus 257 \cdot \delta S_3^0 &= 0, \\ \Delta S_{10L}^0 &= \Delta R_{2H}^3, \Delta S_{8H}^0 = \Delta R_{2L}^3. \end{aligned}$$

Similarly, there will be $\delta S_{15}^4 = 0$. Due to the last two equations, $\Delta R_1^4 = 0$ and $\Delta R_2^4 = 0$ will hold. This implies that the difference in FSM is cancelled after 4 clocks.

Clock 5: At the 5th clock, the conditions become much simpler, as shown below:

$$2^{20} \cdot \delta S_8^0 \boxplus 257 \cdot \delta S_4^0 = 0, \Delta S_{9H}^0 = 0.$$

In this way, $\delta S_{15}^5 = 0$, $\Delta R_1^5 = 0$ and $\Delta R_2^5 = 0$.

Clock 6: At the 6th clock, we need

$$2^{20} \cdot \delta S_9^0 \boxplus 257 \cdot \delta S_5^0 = 0, \Delta S_{10H}^0 = 0.$$

Then, $\delta S_{15}^6 = 0$, $\Delta R_1^6 = 0$ and $\Delta R_2^6 = 0$.

Clock 7: At the 7th clock, we need the following equation to make $\delta S_{15}^7 = 0$.

$$2^{20} \cdot \delta S_{10}^0 \boxplus 257 \cdot \delta S_6^0 = 0.$$

Clock 8: At the 8th clock, it is required that

$$(257 \cdot \delta S_7^0)[15 : 0] \in \{0, 0\text{xffff}\}.$$

Clock 9: At the 9th clock, it is required that

$$(2^{15} \cdot (257 \cdot \delta S_7^0) \boxplus 257 \cdot \delta S_8^0)[15 : 0] \in \{0, 0\text{xffff}\}.$$

With all the above conditions satisfied, we can expect to find an attack on 31 rounds of ZUC-256. It is not difficult to imagine that the most technical and difficult part is how to cancel the difference in FSM after 4 clocks, where XOR differences, modular differences and value transitions are involved. For better understanding, how to cancel the difference in FSM after 4 clocks is depicted in Fig. 3.

The obstacle to attack 32 or more initialization rounds. After presenting the strategy for the 31-round attack, it is natural to ask whether we have tried to attack 32 initialization rounds by making $t_0 = 9$. Indeed, we have made some analysis of it. However, choosing $t_0 = 9$ implies that $2^{20} \cdot \delta S_{11}^0 \boxplus 257 \cdot \delta S_7^0 = 0$ should hold. As $\delta S_7^0 \neq 0$, it is necessary to have $\delta S_{11}^0 \neq 0$. Obviously, we expect that $\Delta S_{11H}^0 = 0$ in order that the difference in FSM can be cancelled as early as possible, just as in our 31-round attack where $\Delta S_{9H}^0 = 0$ and $\Delta S_{10H}^0 = 0$. Otherwise, whether it is possible to cancel the difference in FSM is questionable. If $\Delta S_{11H}^0 = 0$, there must be $\Delta S_{11L}^0 \neq 0$. Then, we need to cancel the difference in FSM after 5 clocks, which is one more clock than that in the 31-round attack. However, at the fifth clock, there should also be $\Delta S_{9H}^0 \neq 0$ in order to fully cancel the difference in FSM. This is due to the MDS property of the linear transform L_2 . Specifically, supposing $a = (a_3, a_2, a_1, a_0) \in \mathbb{F}_{2^8}^4$ and $b = (b_3, b_2, b_1, b_0) \in \mathbb{F}_{2^8}^4$ are the input and output of L_2 , respectively, when there are two bytes in a that are zero, there will be at least 3 non-zero bytes in b . Once $\Delta S_{9H}^0 \neq 0$, it is required to cancel the difference caused by the other register in FSM, i.e. R_1 . Currently, we cannot find a feasible way to handle the propagation of the differences in both registers in FSM. Hence, we leave it as an open problem to further extend our attacks to more rounds, e.g. the full 33 rounds.

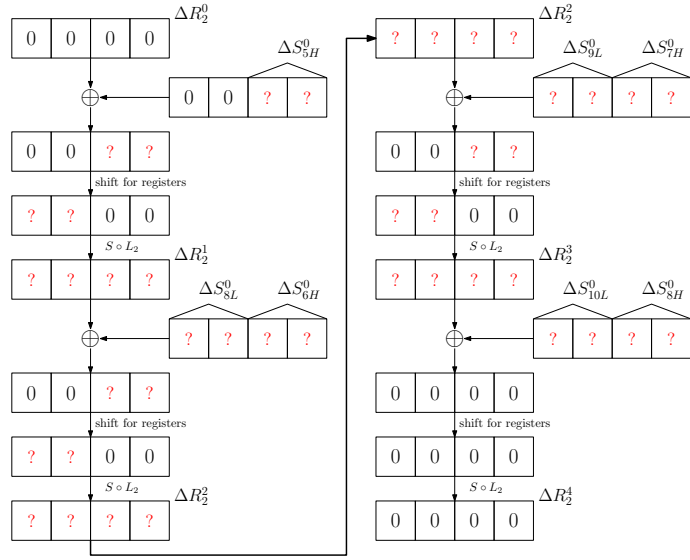


Fig. 3: The difference transitions in FSM for the first 4 clocks and our aim is to find valid solutions of the question marks.

Tweaking the strategy for ZUC-256-v2. Another question naturally arises, which is whether it is possible to apply this strategy to 31 initialization rounds of

ZUC-256-v2. Note that in this case we need $(257 \cdot \delta S_7^0)[15 : 0] \in \{0, 0\text{xffff}\}$ and $\Delta S_{7L}^0 = 0$. Due to the modification of the loading scheme, $\Delta S_7^0[22 : 16] = 0$ should also hold as these 7 bits are constant. However, for the old loading scheme, we only need to ensure 1-bit extra condition $\Delta S_7^0[22] = 0$. In other words, there are at most $2^9 - 2$ possible non-zero values left for δS_7^0 , i.e. $\delta S_7^0[22 : 0] \in \{0, 0\text{x7ffff}\}$. A simple loop for all possible values of δS_7^0 suggests that there does not exist a value satisfying $(257 \cdot \delta S_7^0)[15 : 0] \in \{0, 0\text{xffff}\}$. Consequently, the above strategy cannot be simply applied to 31 initialization rounds of ZUC-256-v2. However, we emphasize that this does not prove the resistance against this attack vector as there may exist some more advanced strategies to inject differences and to control the difference transitions in FSM.

The strategy to inject differences for 30-round ZUC-256-v2. Since the 31-round attack fails for ZUC-256-v2, we turn to the attack on 30-round ZUC-256-v2. The overall strategy to inject differences is the same, i.e. the difference will be still injected in 11 state words, i.e. S_i^0 for $i \in [0, 10]$. Specifically, the conditions at clock i for $i \in [1, 6]$ are the same as that in the 31-round attack. For clock 7 and clock 8, we need to modify the conditions as follows:

1. At the 7th clock, we need

$$(2^{20} \cdot \delta S_{10}^0 \boxplus 257 \cdot \delta S_6^0)[15 : 0] \in \{0, 0\text{xffff}\}.$$

2. At the 8th clock, it is required that

$$(2^{15} \cdot (2^{20} \cdot \delta S_{10}^0 \boxplus 257 \cdot \delta S_6^0) \boxplus 257 \cdot \delta S_7^0)[15 : 0] \in \{0, 0\text{xffff}\}.$$

As for clock 9, we no longer add strict conditions. One may ask why we need to inject a difference at S_{10}^0 in the 30-round attack since the following conditions also have the potential to reach 30 rounds.

$$\begin{aligned} (257 \cdot \delta S_6^0)[15 : 0] &\in \{0, 0\text{xffff}\}, \\ (2^{15} \cdot (257 \cdot \delta S_6^0) \boxplus 257 \cdot \delta S_7^0)[15 : 0] &\in \{0, 0\text{xffff}\}. \end{aligned}$$

However, not injecting a difference at S_{10}^0 also implies that the difference in FSM should be cancelled after 3 clocks due to the MDS property of L_2 , i.e. $\Delta R_2^3 = 0$ and $\Delta S_{8H}^0 = 0$. Then, there will be the following condition as $\Delta R_2^3 = 0$:

$$2^{20} \cdot \delta S_7^0 \boxplus 257 \cdot \delta S_3^0 = 0.$$

Note that in the new loading scheme, there will be $\Delta S_i^0[22 : 16] = 0$ for $i \in [0, 15]$ as these 7 bits are constant. Hence, there should be $\delta S_3^0[22 : 16] \in \{0, 0\text{x7f}\}$, $\delta S_6^0[22 : 16] \in \{0, 0\text{x7f}\}$ and $\delta S_7^0[22 : 0] \in \{0, 0\text{x7ffff}\}$. A simple loop for the $2^9 - 2$ possible values of δS_7^0 and the $2^{16} - 2$ possible values of $(257 \cdot \delta S_6^0)$ indicates that there does not exist a valid solution for $(\delta S_3^0, \delta S_6^0, \delta S_7^0)$ satisfying the above three constraints if not injecting a difference in S_{10}^0 .

Therefore, we need to inject a difference in S_{10}^0 as it relaxes the constraint on $(\delta S_7, \delta S_3)$. Specifically, there will be $\Delta R_2^3 \neq 0$ and the constraint on $(\delta S_7^0, \delta S_3^0)$ becomes

$$((R_2^3 \oplus \Delta R_2^3) \gg 1) \boxminus (R_2^3 \gg 1) \boxplus 2^{20} \cdot \delta S_7^0 \boxplus 257 \cdot \delta S_3^0 = 0.$$

Another benefit to use this strategy to attack 30-round ZUC-256-v2 is that we can reuse the code to search for the input differences to attack 31-round ZUC-256 since the core problem is the same, i.e. how to cancel the differences in FSM after 4 clocks. In the following, we will describe how to tackle this core problem.

4.4 Searching for Valid Differences

As explained above, to mount attacks on 31-round ZUC-256 and 30-round ZUC-256-v2, respectively, it is necessary to use complex input differences satisfying a set of equations. The equations are rather complicated as the modular difference, the XOR difference and the value transitions are all involved. To efficiently find a solution to these equations, we utilize a three-step method, as stated below:

- Step 1: Pick a solution of the modular differences $(\delta S_0^0, \delta S_4^0, \delta S_8^0, \delta S_{10}^0, \delta S_6^0, \delta S_7^0)$ that does not contradict with the equations. Then, based on the enumeration algorithms described in subsection 3.3, compute the set of XOR differences $\text{SET}_{\Delta S_{6H}^0}$, $\text{SET}_{\Delta S_{7H}^0}$, $\text{SET}_{\Delta S_{10L}^0}$, $(\text{SET}_{\Delta S_{8H}^0}, \text{SET}_{\Delta S_{8L}^0})$ for ΔS_{6H}^0 , ΔS_{7H}^0 , ΔS_{10L}^0 and $(\Delta S_{8H}^0, \Delta S_{8L}^0)$, respectively, where $(\Delta S_{8H}^0, \Delta S_{8L}^0)$ can always correspond to a valid signed difference expanded from δS_8^0 .
- Step 2: Pick a solution of δS_9^0 such that $\Delta S_{9H} = 0$ and compute $\delta S_5^0 = 257^{-1} \cdot (p \boxminus 2^{20} \cdot \delta S_9^0)$. According to **Enumeration-L**, compute the set of all possible ΔS_{9L}^0 denoted by $\text{SET}_{\Delta S_{9L}^0}$. According to **Enumeration-H**, compute the set of all possible ΔS_{5H}^0 denoted by $\text{SET}_{\Delta S_{5H}^0}$.
- Step 3: Only $(\delta S_1^0, \delta S_2^0, \delta S_3^0)$ are unknown. To determine whether there exists a solution of $(\delta S_1^0, \delta S_2^0, \delta S_3^0)$ and to find the solution if there exists one, **Procedure-DiCancel** [described in the following part] will be called, which is used to find valid difference transitions and value transitions in FSM such that the differences in FSM can be cancelled after 4 clocks. If there is no output in **Procedure-DiCancel**, move to Step 2. Otherwise, a solution to the input difference is found.

We emphasize that the values of $(\delta S_0^0, \delta S_4^0, \delta S_8^0, \delta S_{10}^0, \delta S_6^0, \delta S_7^0, \delta S_9^0)$ will be carefully picked, the details of which will be explained later. In the following, we mainly focus on how to cancel the differences in FSM after 4 clocks given the knowledge of $(\delta S_5^0, \delta S_6^0, \delta S_7^0)$ and the set of XOR differences: $\text{SET}_{\Delta S_{5H}^0}$, $\text{SET}_{\Delta S_{6H}^0}$, $\text{SET}_{\Delta S_{7H}^0}$, $(\text{SET}_{\Delta S_{8H}^0}, \text{SET}_{\Delta S_{8L}^0})$, $\text{SET}_{\Delta S_{9L}^0}$ and $\text{SET}_{\Delta S_{10L}^0}$.

Cancelling the differences in FSM after the first 4 clocks. Given the knowledge of the above modular differences and the sets of XOR differences,

in the following, we will describe how to find valid solutions of (R_2^1, R_2^2, R_2^3) , $(\Delta R_2^1, \Delta R_2^2, \Delta R_2^3)$ and $(\delta S_1^0, \delta S_2^0, \delta S_3^0)$ satisfying

$$\begin{aligned} & ((R_2^i \oplus \Delta R_2^i) \gg 1) \boxminus (R_2^i \gg 1) \boxplus 2^{20} \cdot \delta S_{i+4}^0 \boxplus 257 \cdot \delta S_i^0 = 0 \text{ for } i \in [1, 3], \\ & \Delta S_{8L}^0 = \Delta R_{2H}^1, \Delta S_{9L}^0 = \Delta R_{2H}^2, \Delta S_{10L}^0 = \Delta R_{2H}^3, \Delta S_{8H}^0 = \Delta R_{2L}^3. \end{aligned}$$

For better understanding, we recommend to refer to Fig. 4 when reading this part. It should be emphasized that there are conditions on some bits of $(S_{5H}^0, S_{6H}^0, S_{7H}^0)$ imposed by the constant bits. For ZUC-256, the conditions are

$$S_{5H}^0[7] = 1, \quad S_{6H}^0[7] = 1, \quad S_{7H}^0[7] = 1.$$

For ZUC-256-v2, the conditions are

$$S_{5H}^0[7:1] = D_5, \quad S_{6H}^0[7:1] = D_6, \quad S_{7H}^0[7] = D_7.$$

For simplicity, denote these conditions on $(S_{5H}^0, S_{6H}^0, S_{7H}^0)$ by $(\text{Con}_5, \text{Con}_6, \text{Con}_7)$.

The whole procedure can be divided into 4 steps, as detailed below. Let us call this procedure **Procedure-DiCancel**.

Step 1: Handle the difference transitions at the 3rd clock, i.e. make $\Delta R_2^3 = \Delta S_{10L}^0 \parallel \Delta S_{8H}^0$. For simplicity, let $\Delta IN_3 = \Delta R_{2L}^2 \oplus \Delta S_{7H}^0$, i.e. ΔIN_3 is a 16-bit value. Traverse all the 2^{16} possible values of ΔIN_3 and compute $\Delta T_3 = L_2(\Delta IN_3 \ll 16)$ for each ΔIN_3 . For each ΔT_3 , traverse all possible $\Delta S_{10L}^0 \parallel \Delta S_{8H}^0$ where $\Delta S_{10L}^0 \in \text{SET}_{\Delta S_{10L}^0}$ and $\Delta S_{8H}^0 \in \text{SET}_{\Delta S_{8H}^0}$. For each pair $(\Delta T_3, \Delta S_{10L}^0 \parallel \Delta S_{8H}^0)$, check whether $\Delta T_3 \rightarrow \Delta S_{10L}^0 \parallel \Delta S_{8H}^0$ is a valid difference transition according to the differential distribution table (DDT) of the used 4 parallel S-boxes. If it is a valid difference transition, compute the corresponding pair of outputs $(R_2^3, R_2^3 \oplus (\Delta S_{10L}^0 \parallel \Delta S_{8H}^0))$ satisfying this difference transition and compute δS_3^0 as follows:

$$\delta S_3^0 = 257^{-1} \cdot (p \boxminus (((R_2^3 \oplus (\Delta S_{10L}^0 \parallel \Delta S_{8H}^0)) \gg 1) \boxminus (R_2^3 \gg 1) \boxplus 2^{20} \cdot \delta S_7^0)).$$

If $\delta S_3^0[22:16] \in \{0, 0x7f\}$, compute $IN_3 = (L_2^{-1} \circ S^{-1}(R_2^3)) \gg 16$ and insert the tuple $(\Delta T_3, R_2^3, IN_3, \delta S_3^0, \Delta S_{10L}^0, \Delta S_{8H}^0)$ into the ΔIN_3 -th row of the 2-dimensional array \mathbf{ARR}_3 . Otherwise, try another valid pair of outputs. If all valid pairs of outputs are traversed, consider the next candidate of $\Delta S_{10L}^0 \parallel \Delta S_{8H}^0$ and repeat the same procedure. After all the possible values of ΔIN_3 are traversed, move to Step 2.

Step 2: Handle the difference transitions at the 1st clock. Specifically, traverse each element in $\text{SET}_{\Delta S_{5H}^0}$. For each $\Delta S_{5H}^0 \in \text{SET}_{\Delta S_{5H}^0}$, compute $\Delta T_1 = L_2(\Delta S_{5H}^0 \ll 16)$. For each ΔT_1 , traverse all possible $\Delta S_{8L}^0 \parallel \Delta Y_1$ where $\Delta S_{8L}^0 \in \text{SET}_{\Delta S_{8L}^0}$ and $\Delta Y_1 \in [0, 2^{16} - 1]$. For each pair $(\Delta T_1, \Delta S_{8L}^0 \parallel \Delta Y_1)$, check whether $\Delta T_1 \rightarrow \Delta S_{8L}^0 \parallel \Delta Y_1$ is a valid difference transition according to the DDT of the used 4 parallel S-boxes. If it is a valid difference transition, compute the corresponding pair of outputs

$(R_2^1, R_2^1 \oplus (\Delta S_{8L}^0 || \Delta Y_1))$ satisfying this difference transition and compute $(\delta S_1^0, S_{5H}^0)$ as follows:

$$\begin{aligned} \delta S_1^0 &= 257^{-1} \cdot (p \boxplus (((R_2^1 \oplus (\Delta S_{8L}^0 || \Delta Y_1)) \gg 1) \boxminus (R_2^1 \gg 1) \boxplus 2^{20} \cdot \delta S_5^0)), \\ S_{5H}^0 &= (L_2^{-1} \circ S^{-1}(R_2^1)) \gg 16. \end{aligned}$$

When $\delta S_1^0[22 : 16] \in \{0, 0x7f\}$, the tuple $(S_{5H}^0, S_{5H}^0 \oplus \Delta S_{5H}^0, \delta S_5^0)$ can pass the test of **Verification-H** (see subsection 3.3) and Con_5 holds, move to Step 3. If these constraints cannot be satisfied, try another pair of outputs until all pairs are traversed.

Step 3: Handle the difference transitions at the 2nd clock. For each $\Delta S_{6H}^0 \in \text{SET}_{\Delta S_{6H}^0}$, compute $\Delta T_2 = L_2((\Delta S_{6H}^0 \oplus \Delta Y_1) \ll 16)$. For each ΔT_2 , traverse all possible $\Delta S_{9L}^0 || \Delta Y_2$ where $\Delta S_{9L}^0 \in \text{SET}_{\Delta S_{9L}^0}$ and $\Delta Y_2 \in [0, 2^{16} - 1]$. For each pair $(\Delta T_2, \Delta S_{9L}^0 || \Delta Y_2)$, check whether $\Delta T_2 \rightarrow \Delta S_{9L}^0 || \Delta Y_2$ is a valid difference transition according to the DDT of the used 4 parallel S-boxes. If it is, compute the corresponding pair of outputs $(R_2^2, R_2^2 \oplus (\Delta S_{9L}^0 || \Delta Y_2))$ satisfying this difference transition and compute $(\delta S_2^0, S_{6H}^0)$.

$$\begin{aligned} \delta S_2^0 &= 257^{-1} \cdot (p \boxplus (((R_2^2 \oplus (\Delta S_{9L}^0 || \Delta Y_2)) \gg 1) \boxminus (R_2^2 \gg 1) \boxplus 2^{20} \cdot \delta S_6^0)), \\ S_{6H}^0 &= ((L_2^{-1} \circ S^{-1}(R_2^2)) \gg 16) \oplus R_{2L}^1. \end{aligned}$$

When $\delta S_2^0[22 : 16] \in \{0, 0x7f\}$, the tuple $(S_{6H}^0, S_{6H}^0 \oplus \Delta S_{6H}^0, \delta S_6^0)$ can pass the test of **Verification-H** and Con_6 holds, move to Step 4. Otherwise, try another pair of outputs until all of them are traversed.

Step 4: Check the validity of S_{7H}^0 . For each $\Delta S_{7H}^0 \in \text{SET}_{\Delta S_{7H}^0}$, check the $(\Delta S_{7H}^0 \oplus \Delta Y_2)$ -th row of ARR_3 . If this row is non-empty, traverse all the stored tuples in this row. For each tuple, get the corresponding value IN_3 and compute S_{7H}^0 as follows:

$$S_{7H}^0 = IN_3 \oplus R_{2L}^2.$$

If the tuple $(S_{7H}^0, S_{7H}^0 \oplus \Delta S_{7H}^0, \delta S_7^0)$ can pass the test of **Verification-H-M** and Con_7 holds, a solution of the input difference is found and output the corresponding $(\delta S_1^0, \delta S_2^0, \delta S_3^0), (R_2^1, R_2^2, R_2^3), (S_{5H}^0, \Delta S_{5H}^0), (S_{6H}^0, \Delta S_{6H}^0), (S_{7H}^0, \Delta S_{7H}^0)$, and $(\Delta R_2^1, \Delta R_2^2, \Delta R_2^3) = (\Delta S_{8L}^0 || \Delta Y_1, \Delta S_{9L}^0 || \Delta Y_2, \Delta S_{10L}^0 || \Delta S_{8L}^0)$. Otherwise, consider the next tuple in this row until all of them are exhausted.

In the above procedure, it is assumed that (R_2^1, R_2^2, R_2^3) as independent of S_i^0 for $i \in [0, 15]$, which is indeed not the fact. In the following, the IV-correcting technique will be used to deal with such an assumption.

4.5 The IV-Correcting Technique

For an arbitrary solution of (R_2^1, R_2^2, R_2^3) found in **Procedure-DiCancel**, we demonstrate that it is always possible to find an assignment to (K, IV) leading to

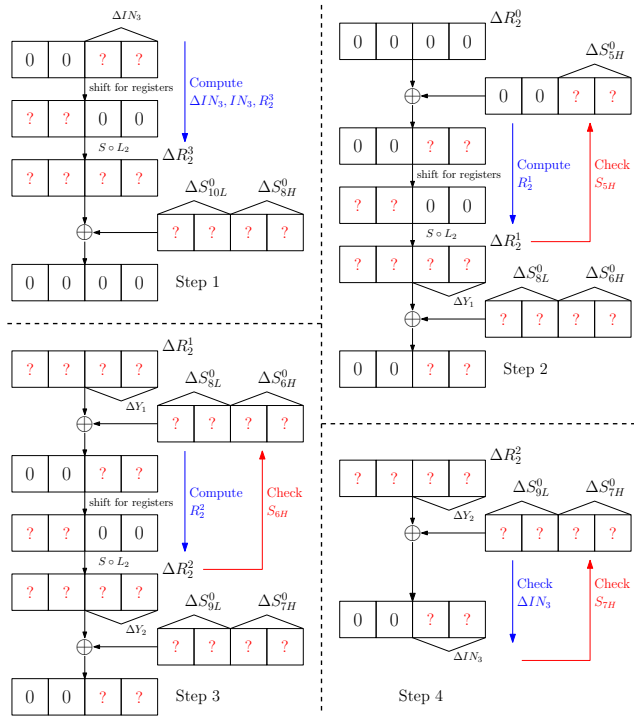


Fig. 4: The procedure to find valid difference transitions and value transitions in FSM for the first 4 clocks.

this solution. The basic idea is to carefully study the update on the two registers in FSM at the first 3 clocks, as specified below:

$$\begin{aligned}
R_1^1 &= S \circ L_1(S_{9H}^0 || S_{7L}^0), R_2^1 = S \circ L_2(S_{5H}^0 || S_{11L}^0), \\
U &= R_1^1 \boxplus_{32} (S_{12L}^0 || S_{10H}^0), \\
R_2^2 &= S \circ L_1(U_L || (R_{2H}^1 \oplus S_{8L}^0)), R_2^2 = S \circ L_2((R_{2L}^1 \oplus S_{6H}^0) || U_H), \\
V &= R_1^2 \boxplus_{32} (S_{13L}^0 || S_{11H}^0), R_2^3 = S \circ L_2((R_{2L}^2 \oplus S_{7H}^0) || V_H).
\end{aligned}$$

Note that $(S_{5H}^0, S_{6H}^0, S_{7H}^0)$ have been determined in **Procedure-DiCancel** and they will not contradict with (R_2^1, R_2^2, R_2^3) . Hence, the next task is to determine $(S_{9H}^0, S_{7L}^0, S_{11L}^0, S_{12L}^0, S_{10H}^0, S_{8L}^0, S_{13L}^0, S_{11H}^0)$, which can be finished as follows:

1. **Modify S_{11L}^0** with $S_{11L}^0 = (L_2^{-1} \circ S^{-1}(R_2^1))_L$.
2. Compute U_H with $U_H = (L_2^{-1} \circ S^{-1}(R_2^2))_L$.
3. For arbitrarily given (S_{9H}^0, S_{7L}^0) , compute R_1^1 with $R_1^1 = S \circ L_1(S_{9H}^0 || S_{7L}^0)$.
4. For arbitrarily given S_{10H}^0 , compute U_L with $U_L = (R_1^1 + S_{10H}^0) \wedge 0\text{xffff}$.
5. **Modify S_{12L}^0** with $S_{12L}^0 = ((U_H || U_L) \boxplus_{32} R_1^1)_H$.
6. For arbitrarily given S_{8L}^0 , compute R_2^2 with $R_2^2 = S \circ L_1(U_L || (R_{2H}^1 \oplus S_{8L}^0))$.
7. Compute V_H with $V_H = (L_2^{-1} \circ S^{-1}(R_2^3))_L$.
8. For arbitrarily given S_{11H}^0 with $S_{11H}^0[0] = S_{11L}^0[15]$, compute V_L with $V_L = (R_2^2 + S_{11H}^0) \wedge 0\text{xffff}$.
9. **Modify S_{13L}^0** with $S_{13L}^0 = ((V_H || V_L) \boxplus_{32} R_1^2)_H$.

In other words, for any assignment to $(S_{9H}^0, S_{7L}^0, S_{10H}^0, S_{8L}^0, S_{11H}^0)$, it is always possible to find the corresponding assignment to $(S_{11L}^0, S_{12L}^0, S_{13L}^0)$ with time complexity 1 such that they can lead to the given solution of (R_2^1, R_2^2, R_2^3) .

Application to ZUC-256. According to the loading scheme for (S_5^0, S_6^0, S_7^0) , it is necessary to fix $(IV_0, IV_1, IV_{10}, IV_{17}, IV_{18}, IV_{19})$ and $(K_5[7], K_6[7], K_7[7])$.

Then, as

$$\begin{aligned}
S_{7L}^0 &= K_7 || IV_2, S_{8L}^0 = IV_3 || IV_{11}, S_{9H}^0 = K_9 || 1 || IV_{21} || IV_{12}[7], \\
S_{10H}^0 &= IV_5 || 1 || IV_{22} || K_{10}[7], S_{11H}^0 = K_{11} || 1 || IV_{23} || IV_6[7], \\
S_{11L}^0 &= IV_6 || IV_{13}, S_{12L}^0 = IV_7 || IV_{14}, S_{13L}^0 = IV_5 || IV_8,
\end{aligned}$$

we can say that for arbitrarily given $(K_7[6:0], K_9, K_{10}[7], K_{11})$, it is always possible to find the corresponding assignment to IV such that a given solution of (R_2^1, R_2^2, R_2^3) can be satisfied.

Application to ZUC-256-v2. Similarly, based on the loading scheme for (S_5^0, S_6^0, S_7^0) , it is necessary to fix $(K_5, K_6, K_7, K_{21}[7], K_{22}[7])$ and $IV_0[7]$.

Then, since

$$\begin{aligned}
S_{7L}^0 &= IV_0 || IV_8, S_{8L}^0 = IV_1 || IV_9, S_{9H}^0 = K_9 || D_9 || IV_2[7], \\
S_{10H}^0 &= K_{10} || D_{10} || IV_3[7], S_{11H}^0 = K_{11} || D_{11} || IV_4[7], \\
S_{11L}^0 &= IV_4 || IV_{12}, S_{12L}^0 = IV_5 || IV_{13}, S_{13L}^0 = IV_6 || IV_{14},
\end{aligned}$$

we can say that for arbitrarily given (K_9, K_{10}, K_{11}) , it is always possible to find the corresponding assignment to IV that can lead to the given solution of (R_2^1, R_2^2, R_2^3) .

Feasibility for the key recovery. If the involved key bits are wrongly guessed and we still modify IV bits as above, this assignment to IV indeed cannot lead to the given solution of (R_2^1, R_2^2, R_2^3) and hence the difference in FSM cannot be cancelled after 4 clocks. However, due to the small influence of the value of S_{11H}^0 on the modification of S_{13L}^0 , i.e. only V_H is constrained by R_2^3 and $V = R_2^1 \boxplus_{32} (S_{13L}^0 || S_{11H}^0)$, a wrong guess for the key bits loaded into S_{11H}^0 may still lead to the targeted (R_2^1, R_2^2, R_2^3) . However, for key bits loaded in $(S_{7L}^0, S_{9H}^0, S_{10H}^0)$, due to the influence of the L_1 , L_2 and S operations, it is almost impossible that they can still lead to the required (R_2^1, R_2^2, R_2^3) if they are wrongly guessed. In other words, if a proper distinguisher can be constructed, at least $(K_7[6:0], K_9, K_{10}[7])$ and (K_9, K_{10}) can be recovered for ZUC-256 and ZUC-256-v2, respectively.

5 Launching the Search

Finally, we are left with the problem of how to choose a proper solution of $(\delta S_0^0, \delta S_4^0, \delta S_8^0, \delta S_{10}^0, \delta S_6^0, \delta S_7^0, \delta S_9^0)$ as the input to Procedure-DiCancel.

5.1 Picking $(\delta S_0^0, \delta S_4^0, \delta S_8^0, \delta S_{10}^0, \delta S_6^0, \delta S_7^0, \delta S_9^0)$ for ZUC-256

In our 31-round attack, it is required that

$$\begin{aligned} 2^{21} \cdot \delta S_{10}^0 \boxplus 2^{20} \cdot \delta S_4^0 \boxplus 257 \cdot \delta S_0^0 &= 0, \\ 2^{20} \cdot \delta S_{i+4}^0 \boxplus 257 \cdot \delta S_i^0 &= 0 \text{ for } i \in [4, 6], \\ (257 \cdot \delta S_7^0)[15:0] &\in \{0, 0\text{xffff}\}, \\ (2^{15} \cdot (257 \cdot \delta S_7^0) \boxplus 257 \cdot \delta S_8^0)[15:0] &\in \{0, 0\text{xffff}\}. \end{aligned}$$

We use a heuristic strategy to pick the solutions to the above system of equations. Specifically, we expect that δS_6^0 can be written as $\delta S_6^0 = 2^i + j$ where $0 < j < 2^{14}$ and $i \in [15, 30]$. This is to keep the simplicity of δS_{6H}^0 . Then, for each such δS_6^0 , we compute δS_{10}^0 with $\delta S_{10}^0 = (2^{20})^{-1} \cdot (p \boxplus 2^8 \cdot \delta S_6^0)$ and choose the pair $(\delta S_6^0, \delta S_{10}^0)$ satisfying $\delta S_{10H}^0 \in \{0, 0\text{xffff}\}$ and $H(\delta S_{10}^0) \leq 2$. There are only a few solutions left and we pick the one satisfying that there exists a signed difference ∇S_{10}^0 expanded from δS_{10}^0 whose Hamming weight is 2, i.e. $\mathbb{H}(\nabla S_{10}^0) = 2$.

Then, for the chosen δS_{10}^0 , we exhaust all the $2^{25} - 2$ possible values of δS_4^0 satisfying $\delta S_4^0[22:16] \in \{0, 0\text{x7f}\}$ and compute the corresponding $(\delta S_0^0, \delta S_8^0)$ with

$$\begin{aligned} \delta S_0^0 &= 257^{-1} \cdot (p \boxplus 2^{21} \cdot \delta S_{10}^0 \boxplus 2^{20} \cdot \delta S_4^0), \\ \delta S_8^0 &= (2^{20})^{-1} \cdot (p \boxplus 257 \cdot S_4^0). \end{aligned}$$

When the computed δS_0^0 satisfies $\delta S_0^0[22:16] \in \{0, 0\text{x7f}\}$, store the corresponding δS_8^0 in a table denoted by **S8Diff**.

Finally, we constrain that $\delta S_{15}^8 = 257 \cdot \delta S_7^0$ satisfies $\delta S_{15L}^8 = 0$. Exhaust all the 2^{15} possible values of δS_{15}^8 and compute $\delta S_7^0 = 257^{-1} \cdot \delta S_{15}^8$ for each δS_{15}^8 .

If the computed δS_7^0 satisfies $\delta S_{7L}^0 \in \{0, 0\text{xffff}\}$ and $H(\delta S_7^0) = 1$, exhaust all possible δS_8^0 stored in `S8Diff` and check whether $(2^{15} \cdot \delta S_{15}^8 \boxplus 257 \cdot \delta S_8^0)_L = 0$ and $H((2^{15} \cdot \delta S_{15}^8 \boxplus 257 \cdot \delta S_8^0)) \leq 2$ hold. If all the conditions are satisfied, output the corresponding $(\delta S_7^0, \delta S_8^0, \delta S_4^0, \delta S_{10}^0, \delta S_0^0, \delta S_6^0)$ as the candidate. In our configuration, we choose

$$\begin{aligned} \delta S_0^0 &= 0\text{x0d80db05}, \delta S_4^0 = 0\text{x20ff011e}, \delta S_6^0 = 0\text{x10001fe0}, \\ \delta S_7^0 &= 0\text{x00020000}, \delta S_8^0 = 0\text{x7f04fdff}, \delta S_{10}^0 = 0\text{x7ffffefd}. \end{aligned}$$

For such a choice,

$$\delta S_{15}^8 = 257 \cdot \delta S_7^0 = 0\text{x02020000}, (2^{15} \cdot \delta S_{15}^8 \boxplus 257 \cdot \delta S_8^0) = 0\text{x04030000}.$$

As already mentioned, $\delta S_{15L}^8 = 0$ does not necessarily imply $\Delta S_{15L}^8 = 0$. For our choice, to make $\Delta S_{15L}^8 \neq 0$, i.e. $((S_{15}^8 \boxplus \delta S_{15}^8) \oplus S_{15}^8)_L \neq 0$, it is required that $S_{15}^8[30 : 25] = 0\text{x3f}$ or $(S_{15}^8[30 : 26] = 1\text{f}, S_{15}^8[24 : 17] = 0\text{xff})$, which holds with probability of about 2^{-6} . This also shows why we choose such modular differences, i.e. $\Delta S_{15L}^8 = 0$ holds with a relatively high probability of about $1 - 2^{-6}$. Similar analysis also applies to `0x04030000`.

Finally, we determine the value of δS_9^0 such that $H(G)$ is small where

$$G = 2^{15} \cdot (2^{15} \cdot \delta S_{15}^8 \boxplus 257 \cdot \delta S_8^0 \boxplus \delta S_{15}^8) \boxplus 257 \cdot \delta S_9^0.$$

In our configuration, we use $\delta S_9^0 = 0\text{x7ffffdfb}$, which will cause $G = 0\text{x7ffe0000}$ and $H(G) = 1$.

For the above choice of $(\delta S_0^0, \delta S_4^0, \delta S_8^0, \delta S_{10}^0, \delta S_6^0, \delta S_7^0, \delta S_9^0, \delta S_5^0)$, we first compute the set of XOR differences: $\text{SET}_{\Delta S_{6H}^0}$, $\text{SET}_{\Delta S_{6H}^0}$, $\text{SET}_{\Delta S_{7H}^0}$, $(\text{SET}_{\Delta S_{8H}^0}, \text{SET}_{\Delta S_{8L}^0})$, $\text{SET}_{\Delta S_{9L}^0}$ and $\text{SET}_{\Delta S_{10L}^0}$. Then, `Procedure-DiCancel` is used to determine the remaining unknown variables. It is found that the program outputs many solutions in seconds. One solution is shown in Table 2.

In the search, we made an implicit assumption that

$$((\beta' \boxplus_{32} \gamma) \gg 1) \boxplus ((\beta \boxplus_{32} \gamma) \gg 1) = (\beta' \gg 1) \boxplus (\beta \gg 1), \quad (9)$$

where $\beta', \gamma, \beta \in \mathbb{F}_2^{32}$. For the input difference displayed in Table 2, there are three possible pairs for (β', β) , as shown below:

$$\begin{aligned} (0\text{xc99de9d6} \oplus 0\text{x1e000604} &= 0\text{xd79defd2}, 0\text{xc99de9d6}), \\ (0\text{xb7b8cf96} \oplus 0\text{x03fc0870} &= 0\text{xb444c7e6}, 0\text{xb7b8cf96}), \\ (0\text{xfaf5498c} \oplus 0\text{x017e1e0a} &= 0\text{xfb8b5786}, 0\text{xfaf5498c}). \end{aligned}$$

For each pair (β', β) , we then exhaust all the 2^{32} possible values for γ and count the number of γ which can make Equation 9 hold. It is found that for the three possible pairs (β', β) , Equation 9 holds with probability of $2^{-0.08}$, $2^{-0.02}$ and $2^{-0.01}$, respectively. Hence, this assumption is reasonable.

Table 2: The input difference for the attack on 31-round ZUC-256, where the positions to set constants in the loading scheme are marked in red.

i	δS_i^0	∇S_i^0
0	0x0d80db05	=== nn=n n=== ==== nn=n n=nn ===== =n=n
1	0x7c00fb01	=== =u== ==== ===== nnnn n=nn ===== =n=
2	0x047f38cb	=== =n== n=== ===== uu== u=== nn== n=nn
3	0x7f8034c3	=== ===== u=== ===== ==nn =n== nn== =n==
4	0x20ff011e	=n= ===n ===== ===== uuuu uuuu ==n= ==u=
5	0x20003fc0	nu0 0001 111n uuuu uu== ===== =u== =====
6	0x10001fe0	00n 1010 0101 1101 nuu= ===== =u= =====
7	0x00020000	110 1101 0110 1nu0 1=== ===== ===== =====
8	0x7f04fdff	=== unnn ===== =n=n ===u nnn= ===== =====
9	0x7ffffdfb	=== ===== ===== ===== ===== ==uu nnnn nn==
10	0x7ffffefd	=== ===== ===== ===== ===== ==u =unn nnn=
11	0x00000000	=== ===== ===== ===== ===== ===== =====
12	0x00000000	=== ===== ===== ===== ===== ===== =====
13	0x00000000	=== ===== ===== ===== ===== ===== =====
14	0x00000000	=== ===== ===== ===== ===== ===== =====
15	0x00000000	=== ===== ===== ===== ===== ===== =====

$R_2^1 = 0xc99de9d6$, $R_2^2 = 0xb7b8cf96$, $R_2^3 = 0xfaf5498c$
 $\Delta R_2^1 = 0x1e000604$, $\Delta R_2^2 = 0x03fc0870$, $\Delta R_2^3 = 0x017e1e0a$

5.2 Picking $(\delta S_0^0, \delta S_4^0, \delta S_8^0, \delta S_{10}^0, \delta S_6^0, \delta S_7^0, \delta S_9^0)$ for ZUC-256-v2

Note that some constraints in the 30-round attack are

$$\begin{aligned}
2^{21} \cdot \delta S_{10}^0 \boxplus 2^{20} \cdot \delta S_4^0 \boxplus 257 \cdot \delta S_0^0 &= 0, \\
2^{20} \cdot \delta S_8^0 \boxplus 257 \cdot \delta S_4^0 &= 0, \\
2^{20} \cdot \delta S_9^0 \boxplus 257 \cdot \delta S_5^0 &= 0, \\
(2^{20} \cdot \delta S_{10}^0 \boxplus 257 \cdot \delta S_6^0)[15:0] &\in \{0, 0xffff\}, \\
(2^{15} \cdot (2^{20} \cdot \delta S_{10}^0 \boxplus 257 \cdot \delta S_6^0) \boxplus 257 \cdot \delta S_7^0)[15:0] &\in \{0, 0xffff\}.
\end{aligned}$$

Since $S_{8H}^0[7:1]$ is constant, for a given δS_8^0 , we can know that δS_{8H}^0 cannot take too many values. Thus, to increase the possible values of $\Delta S_{10L}^0 || \Delta S_{8H}^0$, we choose a δS_{10}^0 satisfying $\delta S_{10}^0 = \pm 2^i \pm 2^j$ for $i, j \in [0, 14]$ and $i \neq j$, where \pm is addition or subtraction modulo p . In this way, we can expect that the number of all possible ΔS_{10L}^0 is large.

For each such δS_{10}^0 , we make a loop for δS_{15}^7 satisfying $\delta S_{15}^7 = \pm 2^i$ for $i \in [16, 29]$ and compute $\delta S_6^0 = 257^{-1} \cdot (\delta S_{15}^7 \boxplus 2^{20} \cdot \delta S_{10}^0)$. We then add a strong condition on δS_6^0 , i.e. $\delta S_6^0[30:16] \in \{0, 0x7fff\}$. If this condition is satisfied, we next make a loop for the $2^9 - 2$ possible values of δS_7^0 and compute $g = 2^{15} \cdot \delta S_{15}^7 \boxplus 257 \cdot \delta S_7^0$. If $g_L \in \{0, 0xffff\}$ and $H(g \boxplus \delta S_{15}^7) < 3$, output the candidate $(\delta S_6^0, \delta S_7^0, \delta S_{10}^0)$.

For each candidate found with the above method, we compute the possible values of δS_8^0 . Specifically, exhaust all the $2^{25} - 2$ possible values of δS_4^0 and

compute

$$\begin{aligned}\delta S_0^0 &= 257^{-1} \cdot (p \boxplus 2^{21} \cdot \delta S_{10}^0 \boxplus 2^{20} \cdot \delta S_4^0), \\ \delta S_8^0 &= (2^{20})^{-1} \cdot (p \boxplus 257 \cdot S_4^0)\end{aligned}$$

for each δS_4^0 . If $\delta S_0^0[22 : 16] \in \{0, 0\mathbf{x}7\mathbf{f}\}$ and $\delta S_8^0[22 : 16] \in \{0, 0\mathbf{x}7\mathbf{f}\}$, we further compute $f_0 = 2^{20} \cdot \delta S_{10}^0 \boxplus 257 \cdot \delta S_6^0$, $f_1 = 2^{15} \cdot f_0 \boxplus 257 \cdot \delta S_7^0 \boxplus f_0$ and $f_2 = 2^{15} \cdot f_1 \boxplus 257 \cdot \delta S_8^0 \boxplus f_1$. If $H(f_2) < 4$, store the current δS_8^0 in a table denoted by **S8Table**.

Based on the above heuristic strategy, in our configuration, we choose

$$\begin{aligned}\delta S_0^0 &= 0\mathbf{x}017\mathbf{f}82\mathbf{f}\mathbf{d}, \delta S_4^0 = 0\mathbf{x}6\mathbf{c}00200\mathbf{f}, \delta S_6^0 = 0\mathbf{x}0000\mathbf{f}\mathbf{e}02, \\ \delta S_7^0 &= 0\mathbf{x}00800000, \delta S_8^0 = 0\mathbf{x}7\mathbf{e}80\mathbf{c}13\mathbf{d}, \delta S_{10}^0 = 0\mathbf{x}7\mathbf{f}\mathbf{f}\mathbf{f}\mathbf{e}\mathbf{f}\mathbf{e}\mathbf{f}.\end{aligned}$$

In this way,

$$\delta S_{15}^7 = 0\mathbf{x}7\mathbf{f}\mathbf{f}\mathbf{e}\mathbf{f}\mathbf{f}\mathbf{f}\mathbf{f}, 2^{15} \cdot \delta S_{15}^7 \boxplus 257 \cdot \delta S_7^0 = 0\mathbf{x}800000.$$

Based on the above choice, we then make a loop for δS_9^0 satisfying $\delta S_9^0 = \pm 2^i$ for $i \in [0, 13]$. For each δS_9^0 , compute $\delta S_5^0 = 257^{-1} \cdot (p \boxplus 2^{20} \cdot \delta S_9^0)$ and check whether $\delta S_5^0[22 : 16] \in \{0, 0\mathbf{x}7\mathbf{f}\}$ holds. It is found that there exist such pairs for $(\delta S_5^0, \delta S_9^0)$. Then, for each valid pair $(\delta S_5^0, \delta S_9^0)$, $(\delta S_0^0, \delta S_4^0, \delta S_8^0, \delta S_{10}^0, \delta S_6^0, \delta S_7^0, \delta S_9^0, \delta S_5^0)$ are fully determined. Similarly, we can use **Procedure-DiCancel** to determine the remaining unknown variables. It is found that solutions are generated in seconds and one solution is shown in Table 2.

Similarly, it is necessary to take Equation 9 into account. The three pairs for (β', β) are

$$\begin{aligned}(0\mathbf{x}\mathbf{a}21\mathbf{c}991\mathbf{b} \oplus 0\mathbf{x}\mathbf{d}\mathbf{e}\mathbf{c}311\mathbf{a}0 &= 0\mathbf{x}7\mathbf{c}\mathbf{d}\mathbf{f}88\mathbf{b}\mathbf{b}, 0\mathbf{x}\mathbf{a}21\mathbf{c}991\mathbf{b}), \\ (0\mathbf{x}\mathbf{c}\mathbf{f}1106\mathbf{f}0 \oplus 0\mathbf{x}1\mathbf{f}\mathbf{f}810\mathbf{d}\mathbf{e} &= 0\mathbf{x}\mathbf{d}0\mathbf{e}9162\mathbf{e}, 0\mathbf{x}\mathbf{c}\mathbf{f}1106\mathbf{f}0), \\ (0\mathbf{x}32\mathbf{f}0\mathbf{e}1\mathbf{e}3 \oplus 0\mathbf{x}3\mathbf{f}\mathbf{f}0\mathbf{f}\mathbf{d}01 &= 0\mathbf{x}0\mathbf{d}001\mathbf{c}\mathbf{e}2, 0\mathbf{x}32\mathbf{f}0\mathbf{e}1\mathbf{e}3).\end{aligned}$$

For these three pairs, Equation 9 holds with probability of $2^{-0.23}$, $2^{-0.01}$ and 2^{-1} , respectively.

6 Searching for Biased Linear Relations

With the discovered input differences, the next step is to search for the best biased linear relation via simulations as in [2]. Suppose we aim at an attack on $t + 15$ initialization rounds.

The simulations are simple. First, construct four tables **TAB₀**, **TAB₁**, **TAB₂** and **TAB₃**, which are of size 2^{15} , 2^{16} , 2^{16} and 2^{15} , respectively. The four tables are all initialized by zero. Then, uniformly randomly choose N pairs of (K, IV) and (K', IV') satisfying the signed differences ∇S_i^0 for $i \in [0, 15]$. For each pair, use the IV-correcting technique to correct IV such that the fixed (R_2^1, R_2^2, R_2^3) can be satisfied and modify IV' accordingly based on the signed differences, i.e. (IV, IV')

Table 3: The input difference for the attack on 30-round ZUC-256-v2, where the positions to set constants in the loading scheme are marked in red.

i	δS_i^0	∇S_i^0
0	0x017f82fd	=== ===n n=== ==== u=== ==nn ===== =u=n
1	0x037f2f49	=== =n== u=== ===== uu=u ===u =n== n==n
2	0x1e00f305	=n= ==u= ==== ===== nnnn ==nn ===== =n=n
3	0x12fff85a	=n= ==nn ==== ===== u=== =n=n n=n=
4	0x6c00200f	=u= nn== ==== ===== =n= ===== =n=
5	0x007f00ff	001 110n u000 0101 uuuu uuuu ===== =u
6	0x0000fe02	001 1101 1101 0001 nnnn nnn= ===== =n=
7	0x00800000	111 0000 n100 0010 1=== ===== =====
8	0x7e80c13d	nnn nnn= n=== ===== nn=n uu= uu== ==uu
9	0x00000008	=== ===== =n= ===== uuuu uuuu u===
10	0x7ffefefef	=== ===== =n= ===== =un unnn nnnn =====
11	0x00000000	=== ===== =n= ===== ===== =====
12	0x00000000	=== ===== =n= ===== ===== =====
13	0x00000000	=== ===== =n= ===== ===== =====
14	0x00000000	=== ===== =n= ===== ===== =====
15	0x00000000	=== ===== =n= ===== ===== =====

$R_2^1 = 0xa21c991b$, $R_2^2 = 0xcf1106f0$, $R_2^3 = 0x32f0e1e3$
 $\Delta R_2^1 = 0xdec311a0$, $\Delta R_2^2 = 0x1ff810de$, $\Delta R_2^3 = 0x3ff0fd01$

has to satisfy certain signed differences. Next, compute $\delta S_{15}^t[14 : 0]$, $\delta S_{15}^t[22 : 7]$, $\delta S_{15}^t[30 : 15]$ and $\delta S_{15}^t[6 : 0] \parallel \delta S_{15}^t[30 : 23]$ for this pair and increase $\text{TAB}_0[\delta S_{15}^t[14 : 0]]$, $\text{TAB}_1[\delta S_{15}^t[22 : 7]]$, $\text{TAB}_2[\delta S_{15}^t[30 : 15]]$ and $\text{TAB}_3[\delta S_{15}^t[6 : 0] \parallel \delta S_{15}^t[30 : 23]]$ by 1, respectively.

After N samples are all used, for the distribution table TAB_i , we apply Walsh-Hadamard-Transform (WHT) to it and obtain the corresponding spectrum. Then, loop through the spectrum and find the nonzero index where the absolute value is the largest. Denote the spectrum at index j by \mathcal{W}_j . Then, the absolute value of the bias for the linear mask j can be computed as $|\mathcal{W}_j|/2\mathcal{W}_0$. After applying WHT to the four tables, we pick the linear mask whose bias is the largest and denote it by ϵ . To avoid the false-positive results, similar to [2], we require that

$$N \geq 2^4 \times \frac{1}{\epsilon^2}. \quad (10)$$

In other words, if Equation 10 cannot hold, we will increase N and repeat the same procedure until we find a valid biased linear relation, i.e. Equation 10 holds.

The biased linear relation for 31-round ZUC-256. Based on the input difference in Table 2, we found the following best biased linear relation with about $2^{36.7}$ samples⁸.

$$\Pr[\delta S_0^{31}[6] = 0] \approx 0.5 + 2^{-13.5}.$$

⁸ In our simulations, we use mt19937_64 in C++ to generate a 64-bit random value and then assign this 64-bit value to the key bits and IV bits.

Hence, according to [9], the time and data complexity of the attack on 31-round ZUC-256 are both around $2^{0.5+27} = 2^{27.5}$.

The biased linear relation for 30-round ZUC-256-v2. Based on the input difference in Table 3, the following biased linear relation is found with about 2^{47} samples:

$$Pr[\delta S_0^{30}[29] = 0] \approx 0.5 + 2^{-18.9}.$$

Therefore, based on [9], the time and data complexity of the attack on 30-round ZUC-256-v2 are both around $2^{0.5+37.8} = 2^{38.3}$.

6.1 Key-recovery Attacks Using the First Keystream Word

As already mentioned in the IV-correcting technique, it is possible to recover at least 16 key bits for ZUC-256 and ZUC-256-v2, respectively, if a proper distinguisher can be constructed. Hence, we use the biased linear relation in the XOR difference ΔZ of the first 32-bit keystream word to construct such a distinguisher. The way to detect biased linear relations follows a similar idea used in the distinguishing attack.

Recovering 16 key bits for 15-round ZUC-256 in the related-key setting. With the input difference displayed in Table 2 and about 2^{32} samples, we found the following biased linear relation in ΔZ when the number of initialization rounds is reduced to 15:

$$Pr[\Delta Z[7] = 0] \approx 0.5 + 2^{-9.5}.$$

Our key-recovery attack⁹ naturally works in the weak-key setting due to the constraints of the signed differences. The attack procedure is simple. First, we generate many IV pairs (IV, IV') satisfying the signed differences. Then, we guess $(K_7[6 : 0], K_9, K_{10}[7], K_{11})$ and correct the IV pair using the IV-correcting technique. If the key is correctly guessed, the difference in FSM will be cancelled after 4 clocks and hence the above linear relation will still be biased, with a notable bias. However, if the key is wrongly guessed, we expect that the difference in FSM cannot be cancelled after 4 clocks and hence the above linear relation will behave randomly. As explained before, we can at least expect to recover $(K_7[6 : 0], K_9, K_{10}[7])$, i.e. 16 key bits. Experiments have confirmed the claim to recover at least 16 key bits, as shown in Appendix D. According to the experiments, to increase the success rate, the time and data complexity will be estimated as around $2^{3+19+24} \approx 2^{46}$.

⁹ Obviously, the 30- and 31-round distinguishing attack may be converted into a partial key-recovery attack if the attacker has access to S_0 after these many rounds as well.

Recovering 16 key bits for 14-round ZUC-256-v2 in the related-key setting. With the input difference displayed in Table 3 and about 2^{36} samples, we found the following biased linear relation in ΔZ when the number of initialization rounds is reduced to 14.

$$Pr[\Delta Z[30] = 0] \approx 0.5 - 2^{-14.5}.$$

Based on a similar procedure, we can recover at least 16 key bits (K_9, K_{10}). To increase the success rate, both the time and data complexity are estimated as around $2^{3+29+24} = 2^{57}$.

7 Conclusion

While the round function of ZUC-256 is well designed to resist against differential attacks with simple input differences, by carefully controlling the interactions between all the operations in the round function, we report for the first time that complex input differences can be found and utilized to mount practical attacks on 31 and 30 initialization rounds of ZUC-256 and ZUC-256-v2, which reduce their security margins against this kind of distinguishing attacks to only 2 and 3 rounds, respectively. Finding such complex input differences is challenging as it is essential to solve a system of equations in terms of the modular difference, the XOR difference and value transitions. By using the signed difference to build the bridge between the modular difference and the XOR difference and developing advanced guess-and-determine techniques, we finally overcome this obstacle and succeed in finding solutions to such equations. A notable feature of our attacks is to control one memory register in FSM for 4 clocks. We leave it as an open problem of how to control both memory registers in FSM simultaneously for more clocks, which we believe highly related to a possible improvement of the attacks.

Acknowledgement. We thank Alexander Maximov for reviewing the preliminary version of this paper and providing many important comments to improve its quality. Also, we thank him for performing intensive simulations to verify the 30-round attack on ZUC-256-v2 with his efficient implementation of ZUC-256-v2.

References

1. J. Aumasson, S. Fischer, S. Khazaei, W. Meier, and C. Rechberger. New features of latin dances: Analysis of salsa, chacha, and rumba. In K. Nyberg, editor, *Fast Software Encryption, 15th International Workshop, FSE 2008, Lausanne, Switzerland, February 10-13, 2008, Revised Selected Papers*, volume 5086 of *Lecture Notes in Computer Science*, pages 470–488. Springer, 2008.
2. S. Babbage and A. Maximov. Differential analysis of the ZUC-256 initialisation. Cryptology ePrint Archive, Report 2020/1215, 2020. <https://eprint.iacr.org/2020/1215>.

3. E. Biham and A. Shamir. Differential cryptanalysis of des-like cryptosystems. In A. Menezes and S. A. Vanstone, editors, *Advances in Cryptology - CRYPTO '90, 10th Annual International Cryptology Conference, Santa Barbara, California, USA, August 11-15, 1990, Proceedings*, volume 537 of *Lecture Notes in Computer Science*, pages 2–21. Springer, 1990.
4. A. Biryukov, V. Velichkov, and Y. L. Corre. Automatic search for the best trails in ARX: application to block cipher speck. In T. Peyrin, editor, *Fast Software Encryption - 23rd International Conference, FSE 2016, Bochum, Germany, March 20-23, 2016, Revised Selected Papers*, volume 9783 of *Lecture Notes in Computer Science*, pages 289–310. Springer, 2016.
5. C. D. Cannière and C. Rechberger. Finding SHA-1 characteristics: General results and applications. In X. Lai and K. Chen, editors, *Advances in Cryptology - ASIACRYPT 2006, 12th International Conference on the Theory and Application of Cryptology and Information Security, Shanghai, China, December 3-7, 2006, Proceedings*, volume 4284 of *Lecture Notes in Computer Science*, pages 1–20. Springer, 2006.
6. CATT. Response to SAGE for Further discussion on ZUC-256, 2021. https://www.3gpp.org/ftp/tsg_sa/WG3_Security/TSGS3_104e/Inbox/Drafts/S3-212676%20with%20reference2%20and%204.zip (accessed on 2021-08-20).
7. ETSI SAGE. *Specification of the 3GPP Confidentiality and Integrity Algorithms 128-EEA3 & 128-EIA3. Document 4: Design and Evaluation Report*, 2011. https://www.gsma.com/aboutus/wp-content/uploads/2014/12/EEA3_EIA3_Design_Evaluation_v2_0.pdf.
8. ETSI SAGE. LS (21) 04: Further discussion on ZUC-256, January 2021. https://www.3gpp.org/ftp/tsg_sa/WG3_Security/TSGS3_104e/Inbox/Drafts/S3-212676%20with%20reference2%20and%204.zip (accessed on 2021-08-20).
9. M. Hell, T. Johansson, and L. Brynielsson. An overview of distinguishing attacks on stream ciphers. *Cryptogr. Commun.*, 1(1):71–94, 2009.
10. G. Leurent. Construction of differential characteristics in ARX designs application to skein. In R. Canetti and J. A. Garay, editors, *Advances in Cryptology - CRYPTO 2013 - 33rd Annual Cryptology Conference, Santa Barbara, CA, USA, August 18-22, 2013. Proceedings, Part I*, volume 8042 of *Lecture Notes in Computer Science*, pages 241–258. Springer, 2013.
11. The ZUC Team. *The ZUC-256 Stream Cipher*, 2018. <http://www.is.cas.cn/ztz12016/zouchongzhi/201801/W020180126529970733243.pdf>.
12. X. Wang, X. Lai, D. Feng, H. Chen, and X. Yu. Cryptanalysis of the hash functions MD4 and RIPEMD. In R. Cramer, editor, *Advances in Cryptology - EUROCRYPT 2005, 24th Annual International Conference on the Theory and Applications of Cryptographic Techniques, Aarhus, Denmark, May 22-26, 2005, Proceedings*, volume 3494 of *Lecture Notes in Computer Science*, pages 1–18. Springer, 2005.
13. X. Wang, Y. L. Yin, and H. Yu. Finding collisions in the full SHA-1. In V. Shoup, editor, *Advances in Cryptology - CRYPTO 2005: 25th Annual International Cryptology Conference, Santa Barbara, California, USA, August 14-18, 2005, Proceedings*, volume 3621 of *Lecture Notes in Computer Science*, pages 17–36. Springer, 2005.
14. X. Wang and H. Yu. How to break MD5 and other hash functions. In R. Cramer, editor, *Advances in Cryptology - EUROCRYPT 2005, 24th Annual International Conference on the Theory and Applications of Cryptographic Techniques, Aarhus, Denmark, May 22-26, 2005, Proceedings*, volume 3494 of *Lecture Notes in Computer Science*, pages 19–35. Springer, 2005.

15. H. Wu, T. Huang, P. H. Nguyen, H. Wang, and S. Ling. Differential Attacks against Stream Cipher ZUC. In X. Wang and K. Sako, editors, *Advances in Cryptology - ASIACRYPT 2012 - 18th International Conference on the Theory and Application of Cryptology and Information Security, Beijing, China, December 2-6, 2012. Proceedings*, volume 7658 of *Lecture Notes in Computer Science*, pages 262–277. Springer, 2012.
16. J. Yang, T. Johansson, and A. Maximov. Spectral analysis of ZUC-256. *IACR Trans. Symmetric Cryptol.*, 2020(1):266–288, 2020.
17. C. Zhou, X. Feng, and D. Lin. The Initialization Stage Analysis of ZUC v1.5. In D. Lin, G. Tsudik, and X. Wang, editors, *Cryptology and Network Security - 10th International Conference, CANS 2011, Sanya, China, December 10-12, 2011. Proceedings*, volume 7092 of *Lecture Notes in Computer Science*, pages 40–53. Springer, 2011.

A The Example for Understanding ∇a and Δa

Consider a simple example. If $\delta a = 2^8$ and $\Delta a_H = 0$, what is the set of possible Δa ? It is obvious that we can simply obtain all the possible signed differences $\nabla a \in \text{SET}_{\nabla_a} = \{\nabla h \parallel \nabla a_L^i, (0 \leq i \leq 6)\}$, which can correspond to the same modular difference $\delta a = 2^8$, as listed below:

$$\begin{aligned}
\nabla h &= \text{====} \text{=====} \text{=====}, & \nabla a_L^0 &= \text{=====} \text{====n} \text{=====}, \\
\nabla a_L^1 &= \text{=====} \text{==nu} \text{=====}, & \nabla a_L^2 &= \text{=====} \text{=nuu} \text{=====}, \\
\nabla a_L^3 &= \text{=====} \text{nuuu} \text{=====}, & \nabla a_L^4 &= \text{=====} \text{n uuuu} \text{=====}, \\
\nabla a_L^5 &= \text{=====} \text{==nu} \text{uuuu} \text{=====}, & \nabla a_L^6 &= \text{=====} \text{=nuu} \text{uuuu} \text{=====}.
\end{aligned}$$

Since $\Delta a_H = 0$, $\nabla a_L = \text{nuuu uuuu} \text{=====}$ is an invalid signed difference, i.e. $\nabla a_H[0] = \text{n}$ in this case. Therefore, there are 7 possible values of Δa , which form the set $\text{SET}_{\Delta_a} = \{0\text{x}100, 0\text{x}300, 0\text{x}700, 0\text{x}f00, 0\text{x}1f00, 0\text{x}3f00, 0\text{x}7f00\}$.

After determining SET_{Δ_a} , we need to ask another question. Given two values $b, b' \in GF(p)$ with $b \oplus b' = \Delta b \in \text{SET}_{\Delta_a}$, how to efficiently check whether $\nabla b \in \text{SET}_{\nabla_a}$? Note that the signed difference directly imposes some conditions on the value b . For example, if $\Delta b = 0\text{x}300$, $\nabla b \in \text{SET}_{\nabla_a}$ is equivalent to $b[9 : 8] = 1$. Therefore, one feasible way is to obtain the signed difference ∇b corresponding to Δb and check the corresponding condition on b imposed by ∇b . This is indeed not very friendly to programming. Therefore, we prefer another way, i.e. to check whether $b' \boxplus b = 2^8$. If this holds, there must be $\nabla b \in \text{SET}_{\nabla_a}$.

B Some Proofs

B.1 Proving Fact 2

If we restrict that $\nabla a[i] \in \{\text{n}, =\}$ ($0 \leq i \leq 30$), the signed difference is uniquely determined for a given modular difference δa , as specified below:

$$\nabla a[i] = \begin{cases} \text{n} & (\delta a[i] = 1) \\ = & (\delta a[i] = 0) \end{cases}$$

Proof. Suppose there are two different signed differences ∇a_0 and ∇a_1 satisfying the restrictions $\nabla a_0[i] \in \{\mathbf{n}, =\}$ and $\nabla a_1[i] \in \{\mathbf{n}, =\}$ for $(0 \leq i \leq 30)$, while they both correspond to the same modular difference δa . Denote the modular difference of ∇a_0 and ∇a_1 by δa_0 and δa_1 , respectively. Note that

$$\delta a_0 = \sum_{i=0}^{30} \mu_i^0 \cdot 2^i, \quad \delta a_1 = \sum_{i=0}^{30} \mu_i^1 \cdot 2^i,$$

where

$$w_i^j = \begin{cases} 1 & (\nabla a_j[i] = \mathbf{n}) \\ 0 & (\nabla a_j[i] = =) \end{cases}$$

As $\mu_i^0, \mu_i^1 \in \mathbb{F}_2$ in this case, $\delta a_0 = \delta a_1$ is equivalent to $\mu_i^0 = \mu_i^1$ for $0 \leq i \leq 30$.

When ∇a_0 and ∇a_1 are different, there must exist an index x such that $(\nabla a_0[x] = =, \nabla a_1[x] = \mathbf{n})$ or $(\nabla a_0[x] = \mathbf{n}, \nabla a_1[x] = =)$. For both cases, there must be $\mu_x^0 \neq \mu_x^1$, thus contradicting with the assumption that $\delta a_0 = \delta a_1$.

Moreover, if ∇a satisfies

$$\nabla a[i] = \begin{cases} \mathbf{n} & (\delta a[i] = 1) \\ = & (\delta a[i] = 0) \end{cases}$$

for $0 \leq i \leq 30$, it must correspond to δa according to Fact 1. Hence, Fact 2 is proved.

B.2 Proving Proposition 1

Proof. Necessity.

When $\Delta a[j : i] = 0$, there must be $\nabla a[x] = =$ for $x \in [i, j]$. Notice that

$$\delta a = \sum_{g=0}^{30} \mu_g \cdot 2^g,$$

where $\mu_g = 0$ for $\nabla a[g] = =$, $\mu_g = 1$ for $\nabla a[g] = \mathbf{n}$ and $\mu_g = -1$ for $\nabla a[g] = \mathbf{u}$. Therefore, when $\nabla a[x] = =$ for $(i \leq x \leq j)$, we have

$$\delta a = \sum_{g=0}^{i-1} \mu_g \cdot 2^g \boxplus \sum_{g=j+1}^{30} \mu_g \cdot 2^g.$$

Let

$$\nu_0 = \sum_{g=0}^{i-1} \mu_g \cdot 2^g, \quad \nu_1 = \sum_{g=j+1}^{30} \mu_g \cdot 2^g.$$

As the addition is defined over $GF(p)$, we have that

$$\nu_0 \in \{s | 0 \leq s < 2^i\} \cup \{s | p \boxplus 2^i < s \leq p \boxplus 1, s[t] = 1, i \leq t \leq 30\}.$$

Similarly, we have

$$\nu_1 \in \{0\} \cup \{s|2^{j+1} \leq s \leq 2^{31} \boxplus 2^{j+1}, s[t] = 0, 0 \leq t \leq j\}$$

or

$$\nu_1 \in \{s|2^{j+1} \boxplus 1 \leq s \leq p \boxplus 2^{j+1}, s[t] = 1, 0 \leq t \leq j\}$$

Therefore, there are 6 possible combinations of (ν_0, ν_1) .

When $\nu_1 = 0$, it is trivial to prove that $(v_0 \boxplus v_1)[j : i] = 0$ or $(v_0 \boxplus v_1)[j : i] = 2^{j-i+1} - 1$. Then, we are only left with 4 combinations.

When $\nu_1 \in \{s|2^{j+1} \leq s \leq 2^{31} \boxplus 2^{j+1}, s[t] = 0, 0 \leq t \leq j\}$ and $\nu_0 \in \{s|0 \leq s < 2^i\}$, we have $(v_0 \boxplus v_1)[j : i] = 0$.

When $\nu_1 \in \{s|2^{j+1} \leq s \leq 2^{31} \boxplus 2^{j+1}, s[t] = 0, 0 \leq t \leq j\}$ and $\nu_0 \in \{s|p \boxplus 2^i < s \leq p \boxplus 1, s[t] = 1, i \leq t \leq 30\}$, we have $\nu_1[j : 0] = 0$ and $\nu_0[j : i] = 2^{j-i+1} - 1$. As $2^{31} = 1 \pmod{p}$, when $\nu_1 + \nu_0 > 2^{31}$, it can be derived that $(v_0 \boxplus v_1)[j : i] \in \{0, 2^{j-i+1} - 1\}$. When $\nu_1 + \nu_0 < 2^{31}$, we have $(v_0 \boxplus v_1)[j : i] = 2^{j-i+1} - 1$.

When $\nu_1 \in \{s|2^{j+1} \boxplus 1 \leq s \leq p \boxplus 2^{j+1}, s[t] = 1, 0 \leq t \leq j\}$ and $\nu_0 \in \{s|0 \leq s < 2^i\}$, we have $(v_0 \boxplus v_1)[j : i] = 2^{j-i+1} - 1$.

When $\nu_1 \in \{s|2^{j+1} \boxplus 1 \leq s \leq p \boxplus 2^{j+1}, s[t] = 1, 0 \leq t \leq j\}$ and $\nu_0 \in \{s|p \boxplus 2^i < s \leq p \boxplus 1, s[t] = 1, i \leq t \leq 30\}$, we have $\nu_1[j : 0] = 2^{j+1} - 1$ and $\nu_0[j : i] = 2^{j-i+1} - 1$. Similarly, it can be derived that $(v_0 \boxplus v_1)[j : i] = 0$. This completes the proof for necessity.

Sufficiency.

According to Fact 2, given an arbitrary modular difference δa , there always exists a corresponding signed difference ∇a such that

$$\nabla a[i] = \begin{cases} \mathbf{n} & (\delta a[i] = 1) \\ = & (\delta a[i] = 0) \end{cases}$$

When $\delta a[j : i] = 0$, there always exists such a ∇a that $\nabla a[t] = = (i \leq t \leq j)$, which is equivalent to that there exists a pair (a, a') satisfying $\Delta a[j : i] = 0$.

When $\delta a[j : i] = 2^{j-i+1} - 1$, there must be $(p \boxplus \delta a)[j : i] = 0$. Based on the above proof, we can always find a pair (b, b') satisfying $\Delta b[j : i] = 0$ and $b' \boxplus b = p \boxplus \delta a \Leftrightarrow b' \boxplus p = b \boxplus \delta a \Leftrightarrow b' = b \boxplus \delta a$. In other words, we can always find a pair $(a, a') = (b', b)$ such that $a' \boxplus a = \delta a$ and $\Delta a[j : i] = \Delta b[j : i] = 0$, which completes the proof.

B.3 Proving the Correctness of Enumeration-H

Proof. Let $x = a + \delta a$ where $a, \delta a \in [0, p)$ and $x \in [0, 2^{32} - 1)$. We discuss three possible cases for $\delta a[14 : 0]$ since the addition is modulo p , which are $\delta a[14 : 0] = 0$, $\delta a[14 : 0] = 0\mathbf{x}7\mathbf{fff}$ and $\delta a[14 : 0] \notin \{0, 0\mathbf{x}7\mathbf{fff}\}$. It should be emphasized that $a \boxplus \delta a = x$ when $x < p$ and $a \boxplus \delta a = x - 2^{31} + 1$ when $x \geq p$ since $2^{31} - 1 \leq x < 2^{32} - 2 \Rightarrow 0 \leq x - 2^{31} + 1 < 2^{31} - 1$.

Case-1: When $\delta a[14 : 0] = 0$, there will always be $x[31 : 15] = a_H + \delta a_H$. When $a[14 : 0] \neq 0x7fff$, there is always $a'_H = x[30 : 15]$. In other words, if $a[14 : 0] \neq 0x7fff$ holds, whatever $a[14 : 0]$ is, it will correspond to the same set of possible pairs (a'_H, a_H) satisfying $a' = a \boxplus \delta a$. Therefore, by fixing $a[14 : 0] = 0$ and traversing a_H , we can obtain all the possible pairs (a'_H, a_H) for the case $a[14 : 0] \neq 0x7fff$. After fixing $a[14 : 0] = 0x7fff$ and traversing a_H , all possible values of $a[14 : 0]$ are taken into account and the generated pairs (a'_H, a_H) are all the possible pairs satisfying $a' = a \boxplus \delta a$ and we do not miss any of them.

Case-2: For $\delta a[14 : 0] = 0x7fff$, when $a[14 : 0] \neq 0$, there will be $\delta a[14 : 0] + a[14 : 0] \geq 2^{15}$. Hence, there will always be $x[31 : 15] = a_H + \delta a_H + 1$ and $x[14 : 0] \neq 0x7fff$. Therefore, there must be $a'_H = x[30 : 15]$. In other words, if $a[14 : 0] \neq 0$ holds, whatever $a[14 : 0]$ is, it will correspond to the same set of possible pairs (a'_H, a_H) satisfying $a' = a \boxplus \delta a$. Therefore, by fixing $a[14 : 0] = 0x7fff$ and traversing a_H , we can obtain all the possible pairs (a'_H, a_H) for the case $a[14 : 0] \neq 0$. After a_H is also traversed for $a[14 : 0] = 0$, all possible values of $a[14 : 0]$ are considered and the generated pairs (a'_H, a_H) are all the possible pairs.

Case-3: For $\delta a[14 : 0] \notin \{0, 0x7fff\}$, we classify $a[14 : 0]$ into three categories, which are $a[14 : 0] + \delta a[14 : 0] \geq 2^{15}$, $a[14 : 0] + \delta a[14 : 0] < 0x7fff$ and $a[14 : 0] + \delta a[14 : 0] = 0x7fff$.

Case-3-1: When $a[14 : 0] + \delta a[14 : 0] \geq 2^{15}$, there is always $x[31 : 15] = a_H + \delta a_H + 1$ and $x[14 : 0] \neq 0x7fff$. Due to $x[14 : 0] \neq 0x7fff$, whatever $x[31]$ takes, there is always $a'_H = x[30 : 15]$. By fixing $a[14 : 0] = 0x7fff$, there must be $a[14 : 0] + \delta a[14 : 0] \geq 2^{15}$. Hence, for all $a[14 : 0]$ satisfying $a[14 : 0] + \delta a[14 : 0] \geq 2^{15}$, we obtain all possible pairs (a'_H, a_H) by fixing $a[14 : 0] = 0x7fff$ and traversing a_H . Denote this set of all possible (a'_H, a_H) by SET_{3-1} .

Case-3-2: When $a[14 : 0] + \delta a[14 : 0] < 0x7fff$, there is always $x[31 : 15] = a_H + \delta a_H$. Whatever $x[31]$ is, there is always $a'_H = x[30 : 15]$ due to $x[14 : 0] \neq 0x7fff$. By fixing $a[14 : 0] = 0$, there must be $a[14 : 0] + \delta a[14 : 0] < 0x7fff$. In other words, for all $a[14 : 0]$ satisfying $a[14 : 0] + \delta a[14 : 0] < 0x7fff$, we obtain all possible pairs (a'_H, a_H) by fixing $a[14 : 0] = 0$ and traversing a_H . Denote this set of all possible (a'_H, a_H) by SET_{3-2} .

Case-3-3: When $a[14 : 0] + \delta a[14 : 0] = 0x7fff$, $x[31 : 15] = a_H + \delta a_H$ still always holds. If $x[31] = 0$, we will have $a'_H = x[30 : 15]$. For this case, when traversing a_H , the generated pairs (a'_H, a_H) satisfying $x[31] = 0$ is a subset of SET_{3-2} . If $x[31] = 1$, we will have $a'_H = x[30 : 15] + 1$. For this case, when traversing a_H , the generated pairs (a'_H, a_H) satisfying $x[31] = 1$ is a subset of SET_{3-1} . Until now, all possible values of $a[14 : 0]$ have been taken into account. As the generated set of possible pairs (a'_H, a_H) in **Case-3-3** must be a subset of $SET_{3-1} \cup SET_{3-2}$, it implies that traversing a_H for $a[14 : 0] \in \{0, 0x7fff\}$ is sufficient to generate all possible pairs (a'_H, a_H) satisfying $a' = a \boxplus \delta a$, which completes the proof.

C Revisiting Babbage-Maximov’s Attacks [2]

A major difference between ZUC-256 and ZUC-128 is that there are more state bits loaded by key bits. This naturally provides more degrees of freedom to choose the injected differences for an attacker, which is indeed exploited in [2].

There are two kinds of attacks described in [2]. The first one is to inject differences in up to 5 key bits, while the second one is to inject differences in IV bits in an advanced way.

C.1 Injecting Differences in Key Bits

To find the optimal key differences, Babbage and Maximov treated ZUC-256 as a blackbox. Specifically, they first randomly choose up to 5 key bits to inject differences. Then, for a fixed key difference, randomly generate sufficiently many (K, IV) pairs satisfying the fixed key difference and collect the corresponding XOR difference ΔS_{15}^t if the target is $t+15$ initialization rounds as $\Delta S_0^{t+15} = \Delta S_{15}^t$. Supposing there are N samples, i.e. N random pairs of (K, IV) , they can collect a distribution table of ΔS_{15}^t from these N samples. Specifically, in this distribution table, the number of times that ΔS_{15}^t takes the value i for each $i \in \mathbb{F}_2^{31}$ will be recorded. After collecting the distribution table, they will apply the Walsh-Hadamard Transform (WHT) to it in order to search for the boolean linear relation in terms of the 31 bits of ΔS_{15}^t with the highest bias. As the table is of size 2^{31} , i.e. ΔS_{15}^t is a 31-bit value, finding the best linear relation (linear mask) for ΔS_{15}^t will take time $2^{31} \times 31$ by applying WHT to the distribution table. After obtaining the highest bias denoted by ϵ by applying WHT, i.e. the best linear relation holds with probability $0.5 + \epsilon$ in these N samples, it is further required to check whether $N \geq \frac{2^4}{\epsilon^2}$ holds to rule out the false-positive results. Finally, they will select the injected difference leading to the highest bias as the final key difference.

The input difference used in [2] is as follows:

$$\Delta S_2^0 = 0x00800000, \Delta S_6^0 = 0x00000808.$$

For such an input difference, the best biased linear relation in terms of ΔS_0^{28} is

$$Pr[\Delta S_0^{28}[9] \oplus \Delta S_0^{28}[10] = 1] \approx 0.5 - 2^{-10.46},$$

which indicates that using about 2^{25} samples, it is possible to construct a distinguisher for 28 (out of 33) rounds ZUC-256. Extending this method to more rounds becomes infeasible because it requires an impractical number of samples. Notice that the biased linear relation is fully derived via experiments.

C.2 Injecting Differences in IV Bits

In addition to the above attack strategy, the authors also explored how many rounds such a distinguisher could reach by injecting differences in IV bits. To

achieve this, they observed that it was possible to control the difference transitions in FSM for the first 3 clocks. Specifically, they will inject differences at $(S_{5H}^0, S_{6H}^0, S_{7H}^0, S_{8L}^0, S_{9L}^0)$ due to the restriction that the differences can only be injected in IV bits. To find a solution to the input difference, they constructed the following equations:

$$\begin{aligned}
\Delta R_2^1 &= S \circ L_2(S_{5H}^0 || S_{11L}^0) \oplus S \circ L_2((S_{5H}^0 \oplus \Delta S_{5H}^0) || S_{11L}^0), \\
(R_2^1 \gg 1) \boxplus (S_{5H}^0 \ll 4) &= ((R_2^1 \oplus \Delta R_2^1) \gg 1) \boxplus ((S_{5H}^0 \oplus \Delta S_{5H}^0) \ll 4), \\
\Delta S_{8L}^0 &= \Delta R_{2H}^1, \\
R_1^1 &= S \circ L_1(S_{9H}^0 || S_{7L}^0), \\
y &= (R_1^1 \boxplus_{32} (S_{12L}^0 || S_{10H}^0)) \gg 16, \\
\Delta R_2^2 &= S \circ L_2((R_{2L}^1 \oplus S_{6H}^0) || y) \oplus S \circ L_2((R_{2L}^1 \oplus \Delta R_{2L}^1 \oplus S_{6H}^0 \oplus \Delta S_{6H}^0) || y), \\
(R_2^2 \gg 1) \boxplus (S_{6H}^0 \ll 4) &= ((R_2^2 \oplus \Delta R_2^2) \gg 1) \boxplus ((S_{6H}^0 \oplus \Delta S_{6H}^0) \ll 4), \\
\Delta S_{9L}^0 &= \Delta R_{2H}^2, \\
\Delta S_{7H}^0 &= \Delta R_{2L}^2.
\end{aligned}$$

Based on the round update function, it is not difficult to observe that the above equations are used to ensure that $\Delta S_{15}^t = 0$ for $t \in [1, 3]$ and that the difference in FSM will be cancelled after three clocks.

To solve the above equations, the authors used an optimized exhaustive search. In short, they first loop for $(S_{5H}^0, S_{11L}^0, \Delta S_{5H}^0)$ and derive ΔS_{8L}^0 . Then, they loop for $(y, S_{6H}^0, \Delta S_{6H}^0)$ to derive $(\Delta S_{7H}^0, \Delta S_{9L}^0)$. Finally, they loop for (S_{9H}^0, S_{7L}^0) to derive S_{12L}^0 to satisfy y . More details can be referred to [2]. **It is now obvious that they did not exploit the relations between the XOR difference and modular difference to solve the above equations.**

Based on the above strategy, they succeeded in finding several solutions for the input difference. Then, based on similar sampling techniques discussed above, they finally identified an input difference which can lead to a distinguisher for 26 rounds of ZUC-256.

D Experimental Verifications for Key-recovery Attacks

To support our claim that at least 16 key bits can be recovered for ZUC-256 and ZUC-256-v2, respectively, we performed experiments for the key-recovery attacks on 14-round ZUC-256 and 13-round ZUC-256-v2. In such attacks, with the input differences in Table 2 and Table 3, respectively, the best biased linear relations have much larger bias as we even do not need to approximate the update in FSM. Specifically, in the key-recovery attack on 14-round ZUC-256, there exists a linear relation with a bias of $2^{-3.2}$, i.e. $Pr[\Delta Z[7] = 0] \approx 0.5 + 2^{-3.2}$. In the key-recovery attack on 13-round attack, there exists a linear relation with a bias of $2^{-3.5}$, i.e. $Pr[\Delta Z[14] = 0] \approx 0.5 + 2^{-3.5}$. Hence, we can repeat the experiments for several times to verify our claims due to the low time complexity of the attacks.

In the experiment for the attack on 14-round ZUC-256, for each guess of the key bits, we use 2^{10} random samples and check whether $Pr[\Delta Z[7] = 0] \approx 0.5 + 2^{-3.2}$

holds. It is found that the 16 key bits $(K_7[6 : 0], K_9, K_{10}[7])$ can always be correctly recovered for ZUC-256, while there are still many possible candidates for K_{11} .

In the experiment for the attack on 13-round ZUC-256-v2, for each guess of the key bits, we again use 2^{10} random samples and check whether $Pr[\Delta Z[14] = 0] \approx 0.5 + 2^{-3.5}$ holds. It is found that the 16 key bits (K_9, K_{10}) are always correctly recovered, while there are still many possible values for K_{11} .

Therefore, our claim to recover at least 16 key bits for both, 15-round ZUC-256 and 14-round ZUC-256-v2 is correct.